



RELIGION STANDARDS - AUGUST 2020

GRADES: PRE-K, K, 1

How to read the standards –
 PK-KF-R: (PK), Grade Level, (KF) Knowledge of the Faith, (R) Essential Concept
 Statements written in blue refer to Scripture

| | | | |
|--------------------|--|--|---|
| Essential Concepts | Pre-Kindergarten Creation, Child of God | Kindergarten Creation, Jesus and God’s Family | First Grade Creation, Jesus and the Church |
|--------------------|--|--|---|

TASK OF CATECHESIS 1: KNOWLEDGE OF THE FAITH: *Students will explore, profess and reflect on our Catholic faith, which is the content of God’s revelation found in Sacred Scripture and Sacred Tradition and lived out in the Creed and Church doctrine.*

| | | | |
|--|---|--|--|
| <p>KF-R REVELATION [36-141, 290-315, 325-354]</p> <p>Scripture: Gen. 1:1-31, 2:1-25</p> | <p>PK-KF-R Begin to understand that God created the world because he loves us. (creation)</p> <p>PK-KF-R Begin to understand that God created me, others and all I see.</p> <p>PK-KF-R Begin to understand that angels have been created by God and that God has given each of us a Guardian Angel to watch over and protect us.</p> | <p>K-KF-R State that God created everything freely and out of love for us, and we read about this in the Bible.</p> <p>K-KF-R Tell in own words the story of creation.</p> <p>K-KF-R Know that angels were created by God to be his messengers, and that God has given each of us a Guardian Angel to watch over and protect us.</p> | <p>1-KF-R Know that creation is a sign of God’s love for us.</p> <p>1-KF-R State that God reveals Himself in all of creation.</p> <p>1-KF-R Retell creation stories from the Bible showing God as the Creator of all things (including us, who are made in His image and likeness) and he trusts us to use and take care of these gifts.</p> <p>1-KF-R Identify signs of death and new life in creation and associate with Jesus’ death and resurrection.</p> <p>1-KF-R Recall the role of angels as God’s messengers and that we each have a Guardian Angel who watches over and protects us.</p> |
| <p>KF-R.1 Sacred Scripture [101-141]</p> <p>Scripture: Old Testament New Testament</p> | <p>PK-KF-R-1 Begin to understand the Bible is the holy book that talks about God and creation.</p> | <p>K-KF-R-1 Understand the Bible is a holy book and the story of God’s saving love for us, the Church family.</p> | <p>1-KF-R 1 Recall that the Bible is the sacred book that reveals God’s love for us.</p> <p>1-KF-R-2 Identify the two main parts of the Bible: Old Testament (prepare us for Jesus) and the New Testament (about Jesus and the Church.)</p> |




RELIGION STANDARDS - AUGUST 2020

GRADES: PRE-K, K, 1

How to read the standards –
 PK-KF-R: (PK), Grade Level, (KF) Knowledge of the Faith, (R) Essential Concept
 Statements written in blue refer to Scripture

| Essential Concepts | Pre-Kindergarten Creation, Child of God | Kindergarten Creation, Jesus and God’s Family | First Grade Creation, Jesus and the Church |
|---|---|--|--|
| <p>KF-R.2 Salvation History [50-73]</p> <p><u>Scripture:</u> Old Testament New Testament</p> | <p>PK-KF-R-2 Begin to understand the Bible as the book which contains the stories of God’s creation and of <u>Jesus’</u> life.</p> | <p>K-KF-R-2 Begin to understand the Bible as the book which contains two parts: <u>Old Testament</u> (prepare us for Jesus) and the <u>New Testament</u> (about Jesus and the Church.)</p> | <p>1-KF-R-2 Retell a grade level <u>Old Testament</u> story and one <u>New Testament</u> parable and the lesson to be learned. (Resource: Grade Level Scripture Recommendations)</p> |
| <p>KF-R.3 Christology [74-100]</p> <p><u>Scripture:</u> Lk 1:26-38; 2:1-20; 2:41-52 Mt. 1:18-2:15 Mk.15:16</p> | <p>PK-KF-R-3 Begin to understand that Jesus came to live on earth because He wanted to share God’s love with us.</p> <p>PK-KF-R.3 Begin to understand that Jesus is God and man, Son of God and Son of Mary.</p> <p>PK-KF-R-3 Listen to the stories of Jesus who died on the Cross for us, rose from the dead, and ascended into Heaven.</p> | <p>K-KF-R-3 Know that Jesus came to live on earth because He wanted to share God’s love with us.</p> <p>K-KF-R-3 Begin to understand that Jesus is both God and human.</p> <p>K-KF-R-3 Know that Jesus’ family is called the <u>Holy Family</u>.</p> <p>K-KF-R-3 Recall the stories of Jesus who died on the Cross for us, rose from the dead, and ascended into Heaven.</p> | <p>1-KF-R-3 Name and locate the four <u>Gospels</u> in the <u>New Testament</u> that tell the stories of Jesus.</p> <p>1-KF.R.3 Deepen understanding that Jesus was both fully God and fully human.</p> <p>1-KF-R-3 Know that Christmas is when Jesus was born to Mary in <u>Bethlehem</u>.</p> <p>1-KF-R-3 Recognize that Jesus has the power to heal others and to raise them from the dead.</p> <p>1-KF-R-3 Tell about Jesus’ life on earth as a boy, growing in wisdom, his call to <u>ministry</u>, death and <u>resurrection</u>.</p> |
| <p>KF-T TRINITY: God the Creator Jesus the Redeemer, and Holy Spirit Sanctifier [249-324]</p> <p><u>Scripture:</u></p> | <p>PK-KF-T Repeat the <u>Sign of the Cross</u>.</p> <p>PK-KF-T Become familiar with and show reverence for the names of the three <u>Divine Persons</u>: God the Father, God the Son (Jesus Christ) and God the Holy Spirit.</p> | <p>K-KF-T Demonstrate ability and respect for the <u>Sign of the Cross</u> and the names of the three <u>divine</u> Persons: God the Father, God the Son (Jesus Christ) and God the Holy Spirit.</p> <p>K-KF-T Recognize <u>God the Father</u> is the first person of the <u>Trinity</u> in the Sign of the Cross and that He created the world, human beings, and all that is good.</p> | <p>1-KF-T Identify God the Father as the First Person of the <u>Trinity</u> in the <u>Sign of the Cross</u>.</p> <p>1-KF-T Identify Jesus, God the Son, as the Second Person of the <u>Trinity</u>.</p> <p>1-KF-T State that Jesus came to save us.</p> |



RELIGION STANDARDS - AUGUST 2020

GRADES: PRE-K, K, 1

How to read the standards –
 PK-KF-R: (PK), Grade Level, (KF) Knowledge of the Faith, (R) Essential Concept
 Statements written in blue refer to Scripture

| Essential Concepts | Pre-Kindergarten Creation, Child of God | Kindergarten Creation, Jesus and God’s Family | First Grade Creation, Jesus and the Church |
|---|--|--|--|
| <p>Gen. 1:1-31, 2:1-25 Lk 1:26-38; 2:1-20; 2:41-52 Mt. 1:18-2:15; 3:13-1 Mk 14:32-36 Acts 2:1-42</p> | | <p>K-KF-T Know that Jesus called God, “Abba” which means Daddy.</p> <p>K-KF-T Recognize that God the Son, Jesus Christ, is the second person of the Trinity.</p> <p>K-KF-T Recognize that God the Holy Spirit is the third person of the Trinity.</p> <p>K-KF-T Know that the Holy Spirit lives within us and gives us the gift of grace.</p> <p>K-KF-T Recognize images of the Holy Spirit, e.g. dove, wind.</p> | <p>1-KF-T Show understanding that Jesus was filled with God’s Holy Spirit and had a mission to announce the Good News through teaching and healing.</p> <p>1-KF-T State that God the Holy Spirit is the Third Person of the Trinity.</p> <p>1-KF-T Identify the Holy Spirit as the helper, guide, one who dwells within us, and helps us live as Jesus’ disciples.</p> |
| <p>KF-C THE CREED: A Statement of Our Belief [185-1065]</p> | <p>PK-KF-C Begin to understand that the word “Creed” means what we believe as Catholics.</p> | <p>K- KF-C Begin to understand that sharing our Creed tells others what we believe.</p> <p>K-KF-C Listen to the Creed as the prayer where we share our belief in God as taught by our Church.</p> | <p>1- KF-C Understand that the Church helps us know what to believe as stated in the Creed.</p> <p>1 KF-C Identify key phrases in the Apostles’ Creed: the Father Almighty, Jesus, His only Son, and in the Holy Spirit.</p> <p>1- KF-C Recognize that the Church believes in one God.</p> |



RELIGION STANDARDS - AUGUST 2020

GRADES: PRE-K, K, 1

How to read the standards –
 PK-KF-R: (PK), Grade Level, (KF) Knowledge of the Faith, (R) Essential Concept
 Statements written in blue refer to Scripture

| | | | |
|---------------------------|---|---|--|
| Essential Concepts | Pre-Kindergarten Creation, Child of God | Kindergarten Creation, Jesus and God’s Family | First Grade Creation, Jesus and the Church |
|---------------------------|---|---|--|

TASK OF CATECHESIS 2 – LITURGICAL EDUCATION: *Students recognize the presence of Christ and enter into communion with Him through active, full and conscious participation in the Liturgical celebrations and Sacraments of the Church.*

| | | | |
|---|--|---|--|
| <p>LE-E EUCHARIST Who, How, When, and Where the Mass is Celebrated [1135-1167,1322-1419]</p> <p><u>Scripture:</u> Mt. 26:25-30 Mk. 14:12-26 Lk. 22:14-20 Jn. 6:32-58 Acts 2:42-47</p> | <p>PK-LE-E Experience <u>Mass</u> where we <u>worship</u> and thank God.</p> <p>PK-LE-E Associate the parish priest with the Mass and be able to identify what he does within the Church.</p> <p>PK-LE-E Begin to recite grade level Mass responses. (See Task 4: Teaching to Pray.)</p> <p>PK-LE-E Begin to identify the <u>altar</u>, <u>chalice</u>, <u>tabernacle</u>, <u>ciborium</u>, <u>pall</u>, priest’s <u>vestments</u>, <u>crucifix</u>, and <u>ambo</u> in pictures or in person.</p> | <p>K-LE-E Experience <u>Mass</u> where as a community we worship and thank God.</p> <p>K-LE-E Identify the priest by name and that he was chosen by God to prayerfully lead us as a faith community.</p> <p>K-LE-E Describe how the community gathers and remembers the words and actions of Jesus at the <u>Last Supper</u>.</p> <p>K-LE-E Listen to and recognize Jesus’ stories at Mass, i.e. the <u>Gospel</u>.</p> <p>K-LE-E Name Sunday as the Lord’s Day.</p> <p>K-LE-E Begin to recite grade level Mass responses. (See Task 4: Teaching to Pray.)</p> <p>K-LE-E Identify the <u>altar</u>, <u>chalice</u>, <u>tabernacle</u>, <u>ciborium</u>, <u>pall</u>, priest’s <u>vestments</u>, <u>crucifix</u>, and <u>ambo</u> in pictures or in person.</p> | <p>1-LE-E Experience <u>Mass</u> as a celebration of God’s love for us.</p> <p>1-LE-E Identify Sunday as the Lord’s Day when we go to Mass to <u>worship</u> God and thank Him for all his gifts.</p> <p>1-LE-E Identify the <u>priest</u> as the one who leads the Mass celebration.</p> <p>1-LE-E Demonstrate reverential gestures during Mass for presence of Jesus in <u>Eucharist</u>, e.g. bowing, genuflecting.</p> <p>1-LE-E Participate fully in the <u>liturgy</u> by recalling key responses in the Mass and singing <u>liturgical hymns</u>.</p> <p>1-LE-E State how we pray the “<u>Our Father</u>” at Mass as the entire community.</p> <p>1-LE-E State that we call Jesus Christ the <u>Lamb of God</u> who takes away <u>sin</u>.</p> <p>1-LE-E Associate the terms <u>sacrificial meal</u> and <u>Lamb of God</u> with Mass and stories of Jesus’ passion.</p> <p>1-LE-E Identify the <u>consecration</u> as the moment in the Mass when the priest uses words and</p> |
|---|--|---|--|

RELIGION STANDARDS - AUGUST 2020

GRADES: PRE-K, K, 1

How to read the standards –
 PK-KF-R: (PK), Grade Level, (KF) Knowledge of the Faith, (R) Essential Concept
 Statements written in blue refer to Scripture

| Essential Concepts | Pre-Kindergarten Creation, Child of God | Kindergarten Creation, Jesus and God’s Family | First Grade Creation, Jesus and the Church |
|--|---|---|--|
| | | | <p>actions to make the bread and wine become the Body and Blood of Christ.</p> <p>1-LE-E Describe the time at Mass when the faithful receive Jesus at Holy Communion.</p> |
| <p>LE-S CELEBRATION OF THE SACRAMENTS [1210-1666]</p> | <p>PK-LE-S Begin to understand the definition of a Sacrament.</p> | <p>K-LE-S Begin to relate Sacraments as gifts of grace that share God’s love for us and bring us closer to Jesus.</p> <p>K-LE-S Begin to understand that each of the seven Sacraments is celebrated in a special way.</p> | <p>1-LE-S Know that Sacraments are seven ways we encounter God’s love and grace.</p> <p>1-LE-S Know that Christ instituted the Sacraments as outward signs of grace and gave them to the Church.</p> |
| <p>LE-S-1 Sacraments of Initiation [1212-1419] Scripture: Ex. 16:1-35 Mt. 3:13-17; 28:16-20 Mk. 1:9-11; 16:15-18 Lk. 3:21-22</p> | <p>PK-LE-S-1 Begin to understand that Baptism is a sacrament.</p> | <p>K-LE-S-1 Encounter Baptism’s symbols of water, holy oil, lit candle and the white garment as the sacramental way people celebrate becoming members of the church and Christians.</p> <p>K-LE-S-1 Identify the Baptismal Font and Paschal Candle in the parish church.</p> <p>K-LE-S-1 Hear and recognize the words said at Baptism: “I baptize you in the name of the Father, and of the Son, and of the Holy Spirit.”</p> <p>K-LE-S-1 Share stories about their own baptism.</p> | <p>1-LE-S-1 Identify the Sacraments of Christian Initiation: Baptism, Eucharist, and Confirmation.</p> <p>1-LE-S-1 Describe how when we are baptized we become Christians, disciples of Jesus Christ. Receiving this sacrament leads us to Eucharist.</p> <p>1-KF-T Know that we receive the Holy Spirit at Baptism.</p> <p>1-LE-S-1 Describe the Sacrament of Eucharist as a sign of Jesus sharing Himself with us in a special meal called the Mass.</p> |

RELIGION STANDARDS - AUGUST 2020

GRADES: PRE-K, K, 1

How to read the standards –
 PK-KF-R: (PK), Grade Level, (KF) Knowledge of the Faith, (R) Essential Concept
 Statements written in blue refer to Scripture

| Essential Concepts | Pre-Kindergarten Creation, Child of God | Kindergarten Creation, Jesus and God’s Family | First Grade Creation, Jesus and the Church |
|---|--|---|---|
| <p>LE-S-2 Sacraments of Healing [979-987, 1420-1484]</p> <p><u>Scripture:</u> Ps. 32 Mk. 2:1-12</p> | <p>PK-LE-S-2 Begin to understand that Jesus loves us always and forgives us.</p> | <p>K-LE-S-2 Know that Jesus loves us and forgives us always even when we do something wrong.</p> | <p>1-LE-S-2 Name the two Sacraments of Healing: <u>Reconciliation</u> and <u>Anointing of the Sick</u>.</p> <p>1-LE-S-2 Identify Reconciliation as a sacrament where the priest helps us experience God’s saving love for us. (mercy)</p> |
| <p>LE-S-3 Sacraments at the Service of Communion [1533-1666]</p> <p><u>Scripture:</u> Gen. 2:18-24 Mt. 19:4-6; 28:16-20</p> | <p>PK-LE-S-3 Begin to recognize that God has given us parents and a pastor to show us how to love others.</p> | <p>K-LE-S-3 Understand that God has given us parents and a pastor with unique roles to show us how to love others.</p> | <p>1-LE-S-3 Identify the two Sacraments at the Service of Communion: <u>Marriage</u> and <u>Holy Orders</u>.</p> <p>1-LE-S-3 Distinguish between the roles of parents and parish priests, and how each is called to share God’s love.</p> |
| LE-LR LITURGICAL RESOURCES | | | |
| <p>LE-LR-1 Liturgical Calendar [1163-1173]</p> <p><u>Scripture:</u> Mk. 16:1-8 Lk. 24: 1-53 Jn . 20:1-10</p> | <p>PK-LE-LR-1 Identify the special seasons in the Liturgical Calendar: Advent, Christmas, Epiphany, Lent and Easter and special feasts of Mary and the saints.</p> <p>PK-LE-LR-1 Begin to associate the different colors with the different seasons of the Church year.</p> | <p>K-LE-LR-1 Celebrate and associate Jesus’ life with the following: Advent, Christmas, Epiphany, Lent, Holy Week, Easter and special feasts of Mary and the saints.</p> <p>K-LE-LR-1 Associate the different colors with the different seasons of the Church year.</p> | <p>1-LE-LR-1 Associate Jesus’ life with the celebration of important Holy Days in the Church Calendar.</p> <p>1-LE-LR-1 Identify Holy Week and Easter are the holiest times of the year.</p> <p>1-LE-LR-1 Recognize that on Feast Days and Memorials we pray for the living and the dead.</p> |



RELIGION STANDARDS - AUGUST 2020

GRADES: PRE-K, K, 1

How to read the standards –
 PK-KF-R: (PK), Grade Level, (KF) Knowledge of the Faith, (R) Essential Concept
 Statements written in blue refer to Scripture

| Essential Concepts | Pre-Kindergarten Creation, Child of God | Kindergarten Creation, Jesus and God’s Family | First Grade Creation, Jesus and the Church |
|--|--|--|--|
| | | | <p>1-LE-LR-1 Recognize the names of other important days in the <u>Easter Season</u>: <u>Ascension</u>, <u>Pentecost</u>.</p> <p>1-LE-LR-1 Identify symbols of the seasons of the <u>Liturgical Calendar</u>.</p> |
| <p>LE-LR-2 Liturgical Symbols and Sacramentals [1179-1199,1667-1679]</p> | <p>PK-LE-LR-2 Begin to recognize items in the classroom, church and at home that are “holy” and regard them with reverence.</p> | <p>K-LE-LR-2 Know that <u>sacramentals</u> are holy objects and actions.</p> <p>K-LE-LR-2 Name and recognize several examples of <u>sacramentals</u>: holy water, crucifix, holy oil, tabernacle, sanctuary light, Paschal Candle, Book of the Gospels, statues of saints, images of Mary, Stations of the Cross and holy water fonts in the Church and classroom.</p> | <p>1-LE-LR-2 Identify and reverentially engage with <u>sacramentals</u> used by the Church: holy water, crucifix, candles, blessed medals, and rosary. Altar, cross, tabernacle, sanctuary light, Paschal Candle, Book of the Gospels, baptismal font, statues of saints, images of Mary, holy water fonts, Stations of the Cross, in the classroom, at church and at home.</p> |
| <p>LE-LR-3 Divine Office Liturgy of the Hours [1174-1178]</p> <p><u>Scripture:</u> <u>Psalms 117, 150, 100</u></p> | <p>PK-LE-LR-3 Prayerfully listen to Psalm 117 and respond “Halleluiah!”</p> | <p>K-LE-LR-3 Prayerfully listen to Psalm 150 and respond “Praise God!”</p> | <p>1-LE-LR-3 Prayerfully listen to Psalm 100 and respond “Sing to the Lord, all the world!” after each verse.</p> |
| <p>LE-LR-4 Liturgical Rites: Weddings, Funerals and Blessings [1671-1673]</p> | <p>PK-LE-LR-4 Bow their heads when blessed by the pastor, their parents or teachers.</p> | <p>K-LE-LR-4 Recognize holy water is used for Church <u>rites</u> and <u>blessings</u>.</p> | <p>1-LE-LR-4 Experience blessings as special times asking for God’s <u>grace</u>, power, and care, and know that other people can bless us.</p> |



RELIGION STANDARDS - AUGUST 2020
GRADES: PRE-K, K, 1

How to read the standards –
 PK-KF-R: (PK), Grade Level, (KF) Knowledge of the Faith, (R) Essential Concept
Statements written in blue refer to Scripture

| Essential Concepts | Pre-Kindergarten Creation, Child of God | Kindergarten Creation, Jesus and God's Family | First Grade Creation, Jesus and the Church |
|--------------------|--|--|---|
| | | K-LE-LR-4 Experience the use of holy water when being blessed by the pastor, parents, and teachers. | |



RELIGION STANDARDS - AUGUST 2020

GRADES: PRE-K, K, 1

How to read the standards –
 PK-KF-R: (PK), Grade Level, (KF) Knowledge of the Faith, (R) Essential Concept
 Statements written in blue refer to Scripture

| | | | |
|---------------------------|--|--|---|
| Essential Concepts | Pre-Kindergarten Creation, Child of God | Kindergarten Creation, Jesus and God’s Family | First Grade Creation, Jesus and the Church |
|---------------------------|--|--|---|

TASK OF CATECHESIS 3: MORAL EDUCATION: *Students develop a moral conscience that is informed by Church teachings and conformed to Christ, as modeled in a personal life of virtue and demonstrated in service of the Gospel’s demands for society.*

| | | | |
|--|--|---|--|
| ME-HP THE HUMAN PERSON: [1691-1876] | PK-ME-HP Begin to understand that God made us to know and to love Him. | K-ME-HP Begin to understand that God made us to know, love, and serve Him and others. | 1- ME-HP Recall that God created us to know, love, and serve Him and others. 1-ME-HP Recall that God loves us so much that human beings are made in God’s image with body and soul . |
| ME-HP-1 Made in the Image of God – Foundation of Human Dignity [355-368,1004,1700-1876] Scripture Gen. 1:1-2:3 Col. 1:15 | PK-ME-HP-1 Understand how saying a kind word to someone or doing a good deed is a way to show God’s love. | K-ME-HP-1 Begin to understand that all are made in the image and likeness of God. | 1-ME-HP-1 Show understanding that people are respected and appreciated for their gifts of culture, race and language. 1-ME-HP-1 Express how we have healthy bodies when we take care of them. |
| ME-HP-2 Made for Happiness with God, Beatitudes [1218-1229, 1716-1717] Scripture 2 Cor. 4:4 Mt. 5: 1-12 | PK-ME-HP-2 Begin to associate happiness with loving and being close to God and other people. | K-ME-HP-2 Recognize that God loves us so much that human beings are made to love and serve others. | 1-ME-HP-2 Begin to understand that following wise rules and obeying others with legitimate authority helps us stay happy, healthy, and holy. |

RELIGION STANDARDS - AUGUST 2020

GRADES: PRE-K, K, 1

How to read the standards –
 PK-KF-R: (PK), Grade Level, (KF) Knowledge of the Faith, (R) Essential Concept
 Statements written in blue refer to Scripture

| Essential Concepts | Pre-Kindergarten Creation, Child of God | Kindergarten Creation, Jesus and God’s Family | First Grade Creation, Jesus and the Church |
|--|--|---|--|
| <p>ME-HP-3 Human Freedom and Conscience Formation [1030-1037, 1730-1802] Scripture Gen. 6:9-9:17</p> | <p>PK-ME-HP-3 Begin to name and distinguish right (good) from wrong(<u>sinful</u>) actions.</p> <p>PK- ME-HP-3 Name times when they can ask God to help them obey their parents and to treat others with kindness.</p> | <p>K- ME-HP-3 Know the difference between right and wrong; name and describe actions that illustrate this understanding.</p> <p>K- ME-HP-3 Understand consequences of our actions, and develop an awareness of our need to be sorry when we choose an action that hurts someone or something. (<u>sin</u>)</p> <p>K- ME-HP-3 Talk about actions that we know hurt God, others and ourselves.</p> <p>K- ME-HP-3 Know that God gave us guides to help us know how to live good lives.</p> | <p>1- ME-HP-3 Understand that we make choices (<u>free will</u>) to love God and others.</p> <p>1- ME-HP-3 Distinguish between right and wrong thoughts and actions; give examples of how our actions have <u>consequences</u>.</p> <p>1- ME-HP-3 Explain the importance for us to be sorry for our wrongful thoughts and actions.</p> <p>1-ME-HP-3 Distinguish good <u>habits</u> from bad habits.</p> <p>1. ME-HP-3 Explain how Jesus wants them to be kind to others and to share with others.</p> |
| <p>ME-HP-4 Covenant and Ten Commandments [2052-2557] Scripture Ex.2-24 Ex. 19:16-20:17 Mt. 22:34-40 Mk. 10: 17-20 Lk. 10:25-28</p> | <p>PK-ME-HP-4 Compare the reason for and the purpose of the <u>Ten Commandments</u> with rules at home and at school.</p> | <p>K-ME-HP-4 Listen to and retell the story of Exodus</p> <p>K-ME-HP-4 Ten Commandments as ways God loves us and invites us to stay close to Him and to one another.</p> | <p>1-ME-HP-4 Recall the story of Exodus, and reflect what it means to follow and trust God, and the importance of these rules in our lives.</p> <p>1-ME-HP-4 Identify how the <u>Great Commandment</u> is the fulfillment of the <u>Ten Commandments</u>.</p> |




RELIGION STANDARDS - AUGUST 2020

GRADES: PRE-K, K, 1

How to read the standards –
 PK-KF-R: (PK), Grade Level, (KF) Knowledge of the Faith, (R) Essential Concept
 Statements written in blue refer to Scripture

| Essential Concepts | Pre-Kindergarten Creation, Child of God | Kindergarten Creation, Jesus and God’s Family | First Grade Creation, Jesus and the Church |
|---|--|--|---|
| ME-HP-5 Virtues Cardinal and Theological [1803-1845, 2656-2662] <u>Scripture</u> <u>Micah 6:8</u> <u>Mt. 5: 1-12</u> | PK-ME-HP-5 Begin to recognize the word virtue as a gift from God to do good things. | K-ME-HP-5 Recognize the word virtue as a gift from God to do good things. | 1-ME-HP-5 Recall the word virtue as a gift from God to do good things. |
| ME-HC THE HUMAN COMMUNITY [1877-1948, 2204-2213] | PK-ME-HC Demonstrate awareness of the needs and feelings of others. | K-ME-HC Demonstrate actions that show we have respect for one another and the God-given rights of others. | 1- ME-HC Recognize that every person has worth and God-given rights. (human dignity) |
| ME-HC-1 Personal and Social Sin [1846-1876] <u>Scripture:</u> <u>Gen. 2:7-25; 3:1-24</u> <u>Lk. 15: 11-32</u> | ME-HC-1 Begin to understand the word sin referring to when we hurt others and don’t listen to God. | K-ME-HC-1 Understand when we sin through selfish actions, we hurt ourselves and others. | 1-ME-HC-1 Recognize the difference between sin as a choice and making a mistake. 1- ME-HC-1 Explain that sin is turning away from God. 1- ME-HC-1 Articulate how they can express sorrow for certain actions. 1- ME-HC-1 Practice apologizing to someone and forgiving someone (instead of saying, “It’s okay.”) 1- ME-HC-1 Recognize our need to be forgiven and what it means to be forgiven. |



RELIGION STANDARDS - AUGUST 2020

GRADES: PRE-K, K, 1

How to read the standards –
 PK-KF-R: (PK), Grade Level, (KF) Knowledge of the Faith, (R) Essential Concept
Statements written in blue refer to Scripture

| Essential Concepts | Pre-Kindergarten Creation, Child of God | Kindergarten Creation, Jesus and God’s Family | First Grade Creation, Jesus and the Church |
|--|--|--|---|
| <p>ME-HC-2 Catholic Social Teaching – Consistent Ethic of Life, Love of Neighbor, and Corporal and Spiritual Works of Mercy [2419-2449]</p> <p><u>Scripture</u> Gen. 1:1-18; 2: 1-25</p> | <p>PK-ME-HC-2 Begin to understand that God created all people, creatures and the world as a gift for us all.</p> <p>PK-ME-HC-2 Show the importance of sharing and respecting classroom materials and school resources.</p> <p>PK-ME-HC-2 Begin to understand, participate in and reflect on service to help care for all God’s people, creatures and world.</p> | <p>K-ME-HC-2 Explain ways to take care of the gift of God’s creation.</p> <p>K-ME-HC-2 Understand the care of personal belongings, classroom, school building, and parish grounds.</p> <p>K-ME-HC-2 Articulate ways people are different from other creatures – living things.</p> <p>K-ME-HC-2 Explain how every person has God-given <u>rights</u>.</p> <p>K-ME-HC-2 Participate in and reflect on age appropriate service projects to help other people.</p> | <p>1-ME-HC-2 Appreciate creation as a gift from God, and recognize our responsibility to care this gift.</p> <p>1-ME-HC-2 Demonstrate care of personal belongings, classroom, school buildings, and parish grounds.</p> <p>1-ME-HC-2 Begin to understand that every person must have a sense of responsibility for all people.</p> <p>1-ME-HC-2 Explain how work in school is an expression of one of God’s gifts.</p> <p>1-ME-HC-2 Explain what it means to be poor and the ways we can take care of God’s people.</p> <p>1-ME-HC-2 Participate and reflect on age appropriate service stewardship projects calling us to greater <u>discipleship</u>.</p> |

RELIGION STANDARDS - AUGUST 2020

GRADES: PRE-K, K, 1

How to read the standards –
 PK-KF-R: (PK), Grade Level, (KF) Knowledge of the Faith, (R) Essential Concept
 Statements written in blue refer to Scripture

| | | | |
|---------------------------|--|--|---|
| Essential Concepts | Pre-Kindergarten Creation, Child of God | Kindergarten Creation, Jesus and God’s Family | First Grade Creation, Jesus and the Church |
|---------------------------|--|--|---|

TASK OF CATECHESIS 4 – TEACHING TO PRAY: *Students experience and engage in Catholic expressions of prayer to deepen their relationship with God and the Church.*

| | | | |
|---|---|---|---|
| P-UC THE UNIVERSAL CALL TO PRAYER, IMPORTANCE OF PRAYER [2558-2758] <i>Scripture:</i> Mt. 6: 5-15 | PK-TP-UC Begin to understand that prayer is talking to God. PK-TP-UC Listen to and participate in prayers and recognize that prayer is important. | K-TP-UC Recall a simple definition of prayer – talking and listening to God to sustain a relationship with Him. K-TP-UC Recite simple prayers. K-TP-UC Pray that they follow Jesus. | 1-TP-UC Develop the practice of prayer – talking, listening and forming a relationship with God. 1-TP-UC Explain how prayer helps us know God so that we will choose to love and serve Him. |
| P-FP FORMS OF PRAYER (Blessing, Adoration Petition, Intercession Thanksgiving, Praise) [2623-2649] | PK-TP-FP Spend time with God in prayer. PK-TP-FP Know that through prayer we thank God for our many gifts, and we ask God to help us with our worries. | K-TP-FP Practice giving thanks and asking God for help through prayer. K-TP-FP Articulate the reasons for prayer and experience many prayer opportunities. | 1-TP-FP Identify and participate in different types of prayer: praise, thanksgiving, sorrow, and asking. 1-TP-FP Pray in thanksgiving for all the strengths / gifts in themselves and their classmates. 1-TP-FP Practice asking God, Mary, angels, and the saints to help others and ourselves during times of need. |
| P-E EXPRESSIONS OF PRAYER, PROCESS Personal, Shared, Vocal, Singing, Meditation 2700-2724] | PK-TP-E Recognize that we pray at home, at school and at church. PK-TP-E Experience prayer with music and in short periods of silence. | K-TP-E Begin the practice of calling on God at all times and in all places. K-TP-E Identify Church as a special place to pray – with a community or privately. K-TP-E Talk about different ways to pray: alone, with classmates, with family. | 1-TP-E Exhibit understanding that we can be quietly aware of God at all times. 1-TP-E List and show the ways to show reverence and respect in Church. 1-TP-E Experience a variety of expressions of Christian prayer: e.g., liturgy, silent meditation on Scripture (Lectio Divina), group recitation, reflection, singing, vocal. |




RELIGION STANDARDS - AUGUST 2020

GRADES: PRE-K, K, 1

How to read the standards –
 PK-KF-R: (PK), Grade Level, (KF) Knowledge of the Faith, (R) Essential Concept
 Statements written in blue refer to Scripture

| Essential Concepts | Pre-Kindergarten Creation, Child of God | Kindergarten Creation, Jesus and God’s Family | First Grade Creation, Jesus and the Church |
|---|---|--|---|
| <p>P-OF OUR FATHER: SUMMARY OF THE GOSPEL [2746-2865]</p> <p style="color: blue;"><u>Scripture:</u> Mt. 6:9-14 Lk. 1:28, 42, 11: 1-4</p> | <p>PK-P-OF Begin to recognize the Our Father is a prayer we say at Mass and in our daily lives.</p> | <p>K-TP-OF Show understanding that Jesus prayed and taught his friends to pray the Lord’s Prayer.</p> | <p>1-TP-OF Recite the Our Father from memory.</p> <p>1-TP-OF Read in the New Testament how Jesus prayed and taught his friends to pray, the perfect prayer, the Lord’s Prayer.</p> |
| <p>P-DP DEVOTIONAL PRACTICES (e.g. Rosary, Stations of the Cross, Novenas, Simbang Gabi, etc.) [1200-1209,1674-1679, 2683-2696]</p> | <p>PK-TP-DP Begin to participate in devotional practices, short communal prayers related to the Rosary or Stations of the Cross.</p> | <p>K-TP-DP Know that there are prayers that the Church and families recite/pray together.</p> | <p>1-TP-DP Participate in various prayer expressions including the Jesus prayer and choral prayer.</p> <p>1-TP-DP Explain the fourteen Stations of the Cross and how the Stations represent events from Jesus’ suffering and death.</p> <p>1-TP-DP Experience the stories of the Bible by praying the Rosary.</p> |
| <p>P-HES PRAYERS WE KNOW BY HEART, EXPERIENCE AND SHARE AT MASS</p> | <p>Prayers By Heart</p> <ul style="list-style-type: none"> • Sign of the Cross • Prayer to One’s Guardian Angel <p>Prayers to Experience</p> <ul style="list-style-type: none"> • Prayers of blessing, adoration, praise, intercession, thanksgiving, petition • Silent prayer • Prayer with music and gestures • Our Father • Hail Mary | <p>Prayers By Heart</p> <ul style="list-style-type: none"> • Sign of the Cross • Prayer to One’s Guardian Angel • Grace before meals • Grace after meals (optional) <p>Prayers to Experience</p> <ul style="list-style-type: none"> • Prayers of blessing, adoration, praise, intercession, thanksgiving, petition • Silent prayer • Prayer with music and gestures • Our Father | <p>Prayers By Heart</p> <ul style="list-style-type: none"> • Our Father • Hail Mary • Glory Be • Verse from Liturgy of the Hours <p>Prayers to Experience</p> <ul style="list-style-type: none"> • Prayers of blessing, adoration, praise, intercession, thanksgiving, petition • Silent prayer • Prayer with music and gestures • Our Father |



RELIGION STANDARDS - AUGUST 2020

GRADES: PRE-K, K, 1

How to read the standards –
 PK-KF-R: (PK), Grade Level, (KF) Knowledge of the Faith, (R) Essential Concept
Statements written in blue refer to Scripture

| Essential Concepts | Pre-Kindergarten Creation, Child of God | Kindergarten Creation, Jesus and God's Family | First Grade Creation, Jesus and the Church |
|--------------------|---|--|---|
| | <ul style="list-style-type: none"> • Rosary • Invitation to Liturgy of the Hours • Psalm 117 <p>Shared at Mass - Mass Responses</p> <ul style="list-style-type: none"> • Amen • And with your spirit • Alleluia • Sign of Peace | <ul style="list-style-type: none"> • Hail Mary • Rosary • Invitation to Liturgy of the Hours • Psalm 150 <p>Shared at Mass - Mass Responses</p> <ul style="list-style-type: none"> • Amen • And with your spirit • Alleluia • Sign of Peace | <ul style="list-style-type: none"> • Hail Mary • Rosary • Invitation to Liturgy of the Hours • Psalm 100 <p>Shared at Mass - Mass Responses</p> <ul style="list-style-type: none"> • Sign of the Cross • Amen • And with your spirit • Alleluia • Sign of Peace • Thanks be to God • Responses after Lectionary reading and before Gospel • Preface Dialogue • The Mystery of Faith • Sanctus • Agnus Dei/Lamb of God |



RELIGION STANDARDS - AUGUST 2020

GRADES: PRE-K, K, 1

How to read the standards –
 PK-KF-R: (PK), Grade Level, (KF) Knowledge of the Faith, (R) Essential Concept
 Statements written in blue refer to Scripture

| | | | |
|---------------------------|--|--|---|
| Essential Concepts | Pre-Kindergarten Creation, Child of God | Kindergarten Creation, Jesus and God’s Family | First Grade Creation, Jesus and the Church |
|---------------------------|--|--|---|

TASK OF CATECHESIS 5 – EDUCATING FOR THE LIFE, COMMUNITY, AND HISTORY OF THE CHURCH: *Students study and participate in the life and mission of the church, the Body of Christ and the community of believers, as expressed in the Church’s origin, history, ecclesiology, the Communion of Saints and their family, the domestic church.*

| | | | |
|---|--|--|--|
| LCH-CH THE CHURCH IN GOD’S PLAN [748-780] Church History [758-780] | PK-LCH-CH Listen to stories about the parish patron saint. PK-LCH-CH Begin to understand the word history as the story of the past. | K-LCH-CH Know why our parish has a special name and is a part of Church history. | 1-LCH-CH Know that their parish is part of the Church’s story, our history. 1-LCH-CH Find on a map where Jesus lived and grew up. |
| LCH-MC MODELS OF THE CATHOLIC CHURCH: [781-810] | PK-LCH-MC Identify Church as a place where all people join together to worship, to thank God, to serve God, and to serve one another. | K- LCH-MC Recall Church as a place where all people join together to worship, to thank God, to serve God, and to serve one another. | 1- LCH-MC Understand Church is a building, and it is the people in the building. |
| LCH-MC-1 People of God [781-786] Scripture 1 Pet. 2:9 | PK-LCH-MC-1 Associate their parish church as the place where their community, God’s family, joins in prayer together. | K- LCH-MC-1 Understand that the Catholic Church is the family of God. K- LCH-MC-1 Know that Church is where God’s children/family comes together each Sunday to give thanks to God at Mass. | 1- LCH-MC-1 Understand that through Baptism, we become members of Christians, part of God’s family – the Church. 1- LCH-MC-1 Share pictures and stories of my Baptism, when I became part of the family of God. |
| LCH-MC-2 Body of Christ [787-796] Scripture 1 Cor. 12:12-27 | PK-LCH-MC-2 Experience “Body of Christ” as who we are when we pray together and use our hands to help others. | K- LCH-MC-2 Begin to understand and identify the “Body of Christ” as who we are as we pray together and serve one another. | 1- LCH-MC-2 Articulate that Jesus is present with us at Mass, and we are asked to be the “Body of Christ” as we pray and serve others. |




RELIGION STANDARDS - AUGUST 2020

GRADES: PRE-K, K, 1

How to read the standards –
 PK-KF-R: (PK), Grade Level, (KF) Knowledge of the Faith, (R) Essential Concept
 Statements written in blue refer to Scripture

| Essential Concepts | Pre-Kindergarten Creation, Child of God | Kindergarten Creation, Jesus and God’s Family | First Grade Creation, Jesus and the Church |
|--|--|--|---|
| LCH-MC- 3. Temple of the Holy Spirit [797-801] Scripture 1 Cor. 6:19 | PK-LCH-MC-3 Recognize that God loves us so much that the Holy Spirit lives in each of us. | K- LCH-MC-3 Begin to understand that the Holy Spirit lives in each one of us and helps us make good choices. | 1- LCH-MC-3 Know that the Holy Spirit lives in each one of us and helps us to respect ourselves and others. |
| LCH-MMC THE MYSTERY AND MARKS OF THE CHURCH: One, Holy, Catholic, Apostolic [811-870] | PK-LCH-MMC Begin to understand “holy” in reference to the Church. | K-LCH-MMC Define “holy” in own words. K- LCH-MMC Know that they belong to the Catholic Church. | 1- LCH-MMC Identify catholic as universal. 1- LCH-MMC Know that Jesus Christ established the Church and asked the apostles to share Jesus’ story and God’s love. |
| LCH-CF-CHRIST’S FAITHFUL: HEIRARCHY, LAITY, CONSECRATED LIFE [871-945] | | | |
| LCH-CF-1 Church Order: The Hierarchy and Magisterium and Infallibility [874-896] | PK-LCH-CF-1 Begin to identify the Archbishop and recognize his role as the leader of our Archdiocese, the local Church. | K-LCH-CF-1 Identify a picture of the Archbishop and name him as the leader of our Archdiocese, the local Church. | 1-LCH-CF-1 Identify the Archbishop and recognize his role as the leader of our Archdiocese, the local Church. 1- LCH-CF-1 Name and recognize the Pope as the visible head of the Church on earth. |



RELIGION STANDARDS - AUGUST 2020

GRADES: PRE-K, K, 1

How to read the standards –
 PK-KF-R: (PK), Grade Level, (KF) Knowledge of the Faith, (R) Essential Concept
 Statements written in blue refer to Scripture

| Essential Concepts | Pre-Kindergarten Creation, Child of God | Kindergarten Creation, Jesus and God’s Family | First Grade Creation, Jesus and the Church |
|--|---|--|--|
| LCH-CF-2 The Laity: Rights and Responsibilities [897-913, 2041] | PK- LCH-CF-2 Begin to understand that Sunday is an important day to be with God and to go to Church. | K- LCH-CF-2 Demonstrate awareness of the importance of attending Mass on Sundays and Holy Days of Obligation. K- LCH-CF-2 Recognize that the parish is the place where God’s people gather to worship and serve others. | 1- LCH-CF-2 Recognize that the Church/our parish as the community where we come together to worship God and to learn more about Him and how to serve others. 1- LCH-CF-2 Experience how communities work together to help many people. |
| LCH-CF-3 The Domestic Church [1655-58, 1666, 2204-2257, 2685] Scripture Mt. 1:18-2:15 | PK- LCH-MC-3 Understand that Jesus grew up in a loving family. PK- LCH-MC-3 Begin to understand Mary as part of the Holy Family . | K-LCH-MC-3 Associate the Holy Family with Jesus, Mary, Jesus’ mother, Joseph, Jesus’ father on earth. K- LCH-MC-3 Understand that Jesus’ family prayed and worshipped together. | 1- LCH-MC-3 Know that families are also called to pray together and are a community of faith like their parish, (the domestic church). 1-LCH-CF-3 Recognize their parents as faith leaders in their homes (domestic church). |
| LCH-CF-4 The Universal Call to Holiness [2013-2014, 2028, 2813] Scripture 1 Peter 1:15-16 Leviticus 11:44 | PK-LCH-CF-4 Begin to understand the word “holy” as being close to God. | K- LCH-CF-4 Recognize that God wants everyone to be holy, because we are all God’s children. | 1- LCH-CF-4 Explain how we are called to holiness , to be close to God who is always good and loving. |
| LCH-CF-5 Vocation: Marriage, priesthood, religious life [914-933] | PK-LCH-CF-5 Begin to understand that both the priest and their parents serve God by taking care of others in their roles. | K- LCH-CF-5 Distinguish the parish priest’s role from the role of their parents. | 1-LCH-CF-5 Articulate that God created us to know, love and serve Him by knowing, loving and serving others, and to live with Him in heaven forever. |

RELIGION STANDARDS - AUGUST 2020

GRADES: PRE-K, K, 1

How to read the standards –
 PK-KF-R: (PK), Grade Level, (KF) Knowledge of the Faith, (R) Essential Concept
 Statements written in blue refer to Scripture

| Essential Concepts | Pre-Kindergarten Creation, Child of God | Kindergarten Creation, Jesus and God’s Family | First Grade Creation, Jesus and the Church |
|---|--|--|--|
| | | | <p>1-LCH-CF-5 Recognize that everyone has a vocation and that each person’s vocation is lived out in different ways of life.</p> <p>1-LCH-CF-5 Name the different vocations: priesthood, marriage, religious and single life.</p> |
| <p>LCH-CS COMMUNION OF SAINTS [946-962]</p> <p>Scripture Jn. 3:1-21</p> | <p>PK-LCH-CS Listen to stories of saints as heroes of our faith who are part of the family of the Church in heaven.</p> | <p>K-LCH-CS Know that saints are heroes of our faith and have special days on which the church remembers (memorial) their holy lives.</p> <p>K-LCH-CS Know and talk about the patron saint of the parish.</p> <p>K-LCH-CS Know the name and story of a favorite saint.</p> | <p>1-LCH-CS Describe how the saints are holy people and heroes of the Church.</p> <p>1-LCH-CS Celebrate days in honor of special saints, e.g. Saint Patrick, Saint Nicholas.</p> <p>1-LCH-CS Name the patron saint and the story of the patron saint of the parish.</p> <p>1-LCH-CS Name and describe the saint they are named for or another patron saint.</p> |
| <p>LCH-Mary MARY AS MODEL OF THE CHURCH [148-149, 963-975, 2673-2682]</p> <p>Scripture Lk. 1:26-38</p> | <p>PK- LCH-Mary Begin to understand that Mary is the Mother of Jesus, Mother of God and our Mother.</p> | <p>K- LCH-Mary Know that Mary is the Mother of God, who was chosen by God for this unique role and we have special days honoring her.</p> | <p>1- LCH-Mary Recognize some titles of Mary: <u>Mother of Jesus, Mother of God, Mother of the Church, Our Lady of Guadalupe and Mary, Our Mother.</u></p> <p>1- LCH-Mary Identify that Mary’s cousins were <u>Elizabeth and Zechariah</u> who were parents of <u>John the Baptist.</u></p> <p>1- LCH-Mary Identify the Holy Spirit of God at work in the lives of Mary.</p> <p>1- LCH-Mary Understand we honor Mary with special days.</p> |



RELIGION STANDARDS - AUGUST 2020


GRADES: PRE-K, K, 1

How to read the standards –
 PK-KF-R: (PK), Grade Level, (KF) Knowledge of the Faith, (R) Essential Concept
 Statements written in blue refer to Scripture

| | | | |
|---------------------------|---|---|--|
| Essential Concepts | Pre-Kindergarten Creation, Child of God | Kindergarten Creation, Jesus and God’s Family | First Grade Creation, Jesus and the Church |
|---------------------------|---|---|--|

TASK OF CATECHESIS 6 – THE CHURCH’S MISSIONARY LIFE AND SERVICE: *Students acquire and demonstrate skills to recognize their gifts from God and their vocation to share the good News of Jesus Christ in word and deed in the world.*

| | | | |
|---|--|--|--|
| <p>CMLS-BCD BAPTISMAL CALL AND DISCIPLESHIP (the mandate to go forth) [816-849]</p> <p style="color: blue;">Scripture Mt. 28: 19-20</p> | <p>PK-CMLS-BCD By Baptism, we are given new life as God’s children.</p> <p>PK-CMLS-BCD Begin to understand that the Church has a mission given to her by Jesus Christ.</p> | <p>K- CMLS-BCD Know that by Baptism we are called to join in Jesus’ mission.</p> <p>K- CMLS-BCD Recognize that God has a plan for everyone and provides us with unique gifts to follow the plan He has for us.</p> | <p>1- CMLS-BCD Know that through Baptism we are all part of Jesus’ mission to share the “Good News” of Jesus Christ.</p> <p>1- CMLS-BCD Understand that the Church has a mission given to her by Jesus.</p> |
| <p>CMLS-SS CALL TO STEWARDSHIP AND SERVICE: Catholic Social Teaching about the common good [1905-1948, 2419-2422]</p> <p style="color: blue;">Scripture Mt. 5:3-12</p> | <p>PK-CMLS-SS Begin to name our unique gifts that God provides us to help others.</p> <p>PK-CMLS-SS Participate in and reflect on service and how we can be Jesus for others.</p> | <p>K- CMLS-SS Recognize that our talents are gifts from God and that we are called to share with others.</p> <p>K - CMLS-SS Participate in and reflect on service and how we can be Jesus for others.</p> | <p>1- CMLS-SS Grow in understanding of the special God-given gifts each has to offer the community.</p> <p>1- CMLS-SS Understand that we serve God by sharing our gifts, at whatever age we are in life.</p> <p>1 - CMLS-SS Participate in and reflect on service and how we can be Jesus for others.</p> |
| <p>CMLS-EDNE CALL TO ECUMENISM, INTERFAITH DIALOGUE AND THE NEW EVANGELIZATION [848-849, 927-933, 905, 2044,2472]</p> | <p>PK CMLS-EDNE Know that God made all people, and we are called to be kind and loving to all people.</p> <p>PK – CMLS-EDNE Recognize that Jesus calls us to serve God and all God’s people.</p> | <p>K- CMLS-EDNE Know that God made all people, and we are called to respect all people.</p> <p>K - CMLS-EDNE Show God’s love for all people through words and actions.</p> | <p>1- CMLS-EDNE Proclaim that God made and loves all people, and we are called to listen to and respect all people.</p> <p>1- CMLS-EDNE Understand that people express their belief in God in many different ways.</p> |



RELIGION STANDARDS - AUGUST 2020

GRADES: PRE-K, K, 1

How to read the standards –
 PK-KF-R: (PK), Grade Level, (KF) Knowledge of the Faith, (R) Essential Concept
Statements written in blue refer to Scripture

| Essential Concepts | Pre-Kindergarten Creation, Child of God | Kindergarten Creation, Jesus and God's Family | First Grade Creation, Jesus and the Church |
|--------------------|---|--|--|
| | <p>PK- CMLS-EDNE Show God's love for all people through words and actions.</p> | <p>K CMLS-EDNE Know that all people belong to God and there are many different ways to pray to God.</p> | <p>1- CMLS-EDNE Begin to understand other Christian communities and show God's love for all people through words and actions.</p> |

RELIGION STANDARDS - AUGUST 2020

GRADES: 2, 3, 4

How to read the standards –
 PK-KF-R: (PK), Grade Level, (KF) Knowledge of the Faith, (R) Essential Concept
 Statements written in blue refer to Scripture

| | | | |
|--------------------|----------------------------------|------------------------------------|---|
| Essential Concepts | Second Grade Sacraments, Mass | Third Grade The Catholic Church | Fourth Grade Morality, Catholic Doctrine |
|--------------------|----------------------------------|------------------------------------|---|

TASK OF CATECHESIS 1 – KNOWLEDGE OF THE FAITH: *Students explore, profess and reflect on our Catholic faith, which is the content of God’s revelation found in Sacred Scripture and Sacred Tradition and lived out in the Creed and Church doctrine.*

| | | | |
|--|---|---|---|
| <p>KF-R REVELATION [36-41, 290-315, 325-354]</p> <p>Scripture: Gen. 1:1-31, 2:1-25</p> | <p>2-KF-R. Recall why God made them.</p> <p>2-KF-R Recognize that each person is made in the image and likeness of God and meant to live forever with God.</p> <p>2-KF-R Begin to understand that God reveals Himself fully by sending us his own Divine Son, Jesus Christ.</p> | <p>3-KF-R Know that Catholics learn about God through both Scripture and Tradition.</p> <p>3-KF-R Understand that God creates freely and out of love.</p> <p>3-KF-R Articulate that God reveals Himself fully by sending us his own Divine Son, Jesus Christ.</p> | <p>4-KF-R Recognize that God’s revelation includes natural law, which is written in the hearts of every person to help them to do good and avoid evil.</p> <p>4-KF-R Recall how God desires to reveal Himself to us in Scripture and Tradition.</p> <p>4-KF-R Know that all creation is a gift from God, the Creator.</p> <p>4-KF-R Recall that God reveals Himself fully by sending us his own Divine Son, Jesus Christ.</p> |
| <p>KF-R-1 Sacred Scripture [101-141]</p> <p>Scripture: Psalms 51 Gen. 1:1-31, 2:1-25</p> | <p>2-KF-R-1 Recall that the Bible as a sacred collection of books about God’s love for us and how to live as God’s children.</p> <p>2-KF-R-1 Locate Old Testament and New Testament in the Bible.</p> <p>2-KF-R-1 Identify that stories of Jesus are only found in the New Testament.</p> <p>2-KF-R-1 Retell Gospel passages illustrating Jesus’ love for all when he was with us on earth.</p> | <p>3-KF-R-1 Identify Scripture and Tradition as ways God revealed Himself to us.</p> <p>3-KF-R-1 Articulate why the Bible is special to the Church.</p> <p>3-KF-R-1 State that the Holy Spirit inspired people to write the Bible. (See inspiration.)</p> | <p>4-KF-R-1 Identify the first five books of the Old Testament as the Pentateuch, the Jewish Torah.</p> <p>4-KF-R-1 Recognize the psalms as the prayers of Jewish and Christian people.</p> <p>4-KF-R-1 Identify psalms that speak of God’s mercy and forgiveness of sin.</p> <p>4-KF-R-1 Define evangelist and know the names of the four evangelists who wrote the Gospels.</p> <p>4-KF-R-1 Locate selected Biblical passages that have become guidelines for living a moral life.</p> |

RELIGION STANDARDS - AUGUST 2020

GRADES: 2, 3, 4

How to read the standards –
 PK-KF-R: (PK), Grade Level, (KF) Knowledge of the Faith, (R) Essential Concept
 Statements written in blue refer to Scripture

| | | | |
|--------------------|----------------------------------|------------------------------------|---|
| Essential Concepts | Second Grade Sacraments, Mass | Third Grade The Catholic Church | Fourth Grade Morality, Catholic Doctrine |
|--------------------|----------------------------------|------------------------------------|---|

| | | | |
|--|---|--|---|
| | <p>2-KF-R-1 Retell Jesus' Great Commandment.</p> <p>2-KF-R-1 Retell <u>miracle</u> stories of Jesus related to the Eucharist.</p> <p>2-KF-R-2 Retell the <u>Creation</u> and the <u>Fall narrative</u> in own words: e.g. sin, freedom, and <u>grace</u>.)</p> | | <p>4-KF-R-1 Show understanding that Christians receive the blessings of the <u>covenant</u> through Christ who showed us how to live.</p> <p>4-KF-R-1 Locate stories in the <u>New Testament</u> in which Jesus forgave someone.</p> |
| <p>KF-R-2 Salvation History [50-73]</p> <p><u>Scripture:</u> Genesis Exodus John 3:16-18</p> | <p>2-KF-R-2 Describe God's "<u>Covenant Relationship</u>."</p> <p>2-KF-R-2 Retell stories of Jesus' birth, Last Supper, death, resurrection and <u>ascension</u>.</p> <p>2-KF-R-2 Begin to understand that God the Father sent God the Son, Jesus Christ as our <u>Redeemer</u>.</p> <p>2-KF-R-2 Recognize <u>sacred</u> stories from the Bible where God <u>redeems</u> his people</p> | <p>3-KF-R-2 Describe <u>Old Testament</u> books that reveal God as Creator and Protector.</p> <p>3-KF-R-2 Describe <u>New Testament</u> books that reveal the teachings of Jesus.</p> <p>3-KF-R-2 Listen to the stories of the early Church in the Acts of the Apostles.</p> <p>3-KF-R-2 Identify <u>sacred</u> stories from the Bible where God <u>redeems</u> his people.</p> <p>3-KF-R-2 Articulate understanding that God the Father sent God the Son, Jesus Christ as our <u>Redeemer</u>.</p> | <p>4-KF-R-2 Understand God's <u>covenants</u> across <u>salvation history</u> and how God has always been faithful: e.g. Noah, Abraham, Moses and David.</p> <p>4-KF-R-2 Identify God's chosen people as the descendants of Abraham, which is the common heritage of Jews, Christians and Muslims.</p> <p>4-KF-R-2 Identify Jesus within the <u>Jewish tradition</u>, including the connection between the Paschal meal (<u>Passover</u>) and the <u>Paschal mystery</u>.</p> <p>4-KF-R-2 Recall that God the Father sent God the Son, Jesus Christ as our <u>Redeemer</u>.</p> |
| <p>KF-R-3 Christology [74-100]</p> <p><u>Scripture:</u> Lk 1:26-38; 2:1-20; 2:41-52 Mt. 1:18-2:15</p> | <p>2-KF-R-3 Explain that Jesus is God's Son and the promised <u>Savior</u>.</p> <p>2-KF-R-3 Explain <u>Incarnation</u> as Jesus is both the Son of God and Son of Mary; Jesus is truly God and truly man.</p> | <p>3-KF-R-3 Locate New Testament stories of the teachings of Jesus Christ.</p> <p>3-KF-R-3 Know that <u>Incarnation</u> refers to God entering our world with a human nature.</p> | <p>4-KF-R-3 Show understanding that Christians receive the blessings of the <u>New Covenant</u> through Christ; Jesus showed us how to live.</p> <p>4-KF-R-3 Locate stories in the New Testament in which Jesus forgave someone.</p> |

RELIGION STANDARDS - AUGUST 2020

GRADES: 2, 3, 4

How to read the standards –
 PK-KF-R: (PK), Grade Level, (KF) Knowledge of the Faith, (R) Essential Concept
 Statements written in blue refer to Scripture

| Essential Concepts | Second Grade Sacraments, Mass | Third Grade The Catholic Church | Fourth Grade Morality, Catholic Doctrine |
|--|---|---|---|
| <p>Mk.15:16</p> | <p>2-KF-R-3 Know that Jesus wants to be with us always and gives Himself to us in the <u>Eucharist</u>.</p> <p>2-KF-R-3 Show understanding of Jesus as the <u>Bread of Life</u> as found in John’s Gospel.</p> | <p>3-KF-R-3 Know the name Jesus means <u>Savior</u>, Jesus died to save us.</p> <p>3-KF-R-3 Know various names given to Jesus: e.g. Savior, Redeemer, Son of God.</p> <p>3-KF-R-3 Understand that the <u>Paschal Mystery</u> relates to Jesus’ passion, death, Resurrection, and Ascension.</p> | <p>4-KF-R-3 Recall that Jesus died to save us from sin and death.</p> |
| <p>KF-T TRINITY: GOD THE CREATOR, JESUS THE REDEEMER, AND HOLY SPIRIT AS SANCTIFIER [249-324]</p> <p><u>Scripture:</u> Gen. 1:20-31 Mt. 28:16-20 Mk. 1:9-11 Lk 3:21-22 Rom. 8:26-27</p> | <p>2-KF-T Name and explain three persons of the <u>Trinity</u>: three persons in one God.</p> <p>2-KF-T Name the Trinity as the central Mystery of our faith.</p> <p>2-KF-T Articulate an understanding that Jesus is God’s Son, the promised <u>Savior</u>.</p> <p>2-KF-T Recognize God the <u>Holy Spirit</u> lives within us, gives us the gift of grace, and helps us make right choices.</p> | <p>3-KF-T Identify the Holy Trinity in the <u>Apostles Creed</u>.</p> <p>3-KF-T Identify some characteristics of God: e.g., almighty, all knowing, all merciful, all just, all present.</p> <p>3-KF-T Know the Holy Spirit is the <u>Paraclete</u> (advocate or counselor) promised by Jesus.</p> <p>3-KF-T Know the Holy Spirit came upon the apostles at <u>Pentecost</u>.</p> <p>3-KF-T Identify Christian symbols of the Holy Spirit: fire; dove, and wind.</p> <p>3-KF-T Identify liturgical moments when we reverence the Trinity (i.e. Holy Spirit called down upon the gifts of bread and wine.</p> | <p>4-KF-T Name God as <u>Trinity</u>: Father, Son and Holy Spirit and distinguish the roles of the <u>Holy Trinity</u> as <u>Creator</u>, <u>Redeemer</u> and <u>Sanctifier</u>.</p> <p>4-KF-T Identify Christian faith as <u>Trinitarian</u>, and that this is unique to Christian faith.</p> <p>4-KF-T Know that Trinity is a model of relationship with God and for us.</p> |

RELIGION STANDARDS - AUGUST 2020

GRADES: 2, 3, 4

How to read the standards –
 PK-KF-R: (PK), Grade Level, (KF) Knowledge of the Faith, (R) Essential Concept
 Statements written in blue refer to Scripture

| Essential Concepts | Second Grade Sacraments, Mass | Third Grade The Catholic Church | Fourth Grade Morality, Catholic Doctrine |
|---|---|---|---|
| <p>KF-C THE CREED, A STATEMENT OF OUR BELIEF [185-1065]</p> <p><u>Scripture</u> Gen. 2:17 Rom. 6:23 2. Tim. 1:9-10</p> | <p>2- KF-C Restate definition of Creed in own words.</p> <p>2- KF-C Know the Nicene Creed is the one we usually profess at Mass, and the Apostles Creed is recited with the Rosary.</p> | <p>3- KF-C State understanding of, “I believe in one God.”</p> <p>3- KF-C Understand the promise of eternal life after death as stated in the Creed.</p> <p>3- KF-C Pray the Creed as a profession of our Church beliefs.</p> | <p>4- KF-C Know how the creed helps maintain the essential concepts of our faith.</p> |
| <p>LE-E-EUCHARIST Who, How, When, and Where the Mass is Celebrated [1135-1167, 1322-1419]</p> <p><u>Scripture</u> Ex. 16:1-35 Mt. 26:25-30 Mk. 14:12-26 Lk. 22:14-20 1 Cor. 11:23-27</p> | <p>2-LE-E Understand liturgy as the public worship of the Church.</p> <p>2-LE-E Begin to understand that Sunday is the Lord’s Day, and we participate in Mass to worship, praise and thank God.</p> <p>2-LE-E Sing/recite Mass responses with other students.</p> <p>2-LE-E Recognize that ministers of the altar (priests, deacons, altar servers) wear vestments.</p> <p>3-LE-E Begin to understand the four parts of the Liturgy: Introductory Rites, Liturgy of the Word, Liturgy of the Eucharist, Concluding Rite.</p> <p>2-LE-E. Identify two high points of the Mass: proclamation of the Gospel and the consecration of the Eucharist.</p> | <p>3-LE-E Exhibit understanding that liturgy as a form of communal prayer in which we thank God, and ask God for whatever we need.</p> <p>3-LE-E Understand that Sunday is the Lord’s Day, the “Sabbath” and we participate in Mass to worship, praise and thank God.</p> <p>3-LE-E Sequence the composition of the Liturgy: Introductory Rites, Liturgy of the Word, Liturgy of the Eucharist, Concluding Rite.</p> <p>3-LE-E State that during the Introductory Rite of the Mass we ask for forgiveness and praise of God.</p> <p>3-LE-E Understand the Liturgy of the Word includes readings from the Old Testament, the Responsorial Psalm, the Gospel from the New Testament.</p> <p>3-LE-E Understand the Holy Spirit is called upon during Eucharistic Prayer to make the gifts and the people holy.</p> | <p>4-LE-E Understand liturgy as the public worship of the Church and calls everyone to active participation.</p> <p>4-LE-E Identify Sunday as the Lord’s Day, the “Sabbath” and we participate in Mass to worship, praise and thank God.</p> <p>4-LE-E Recognize that Mass is a time to hear Scriptures proclaimed and lived out mysteries of our faith.</p> <p>4-LE-E Recognize the Eucharistic Prayers used at Mass.</p> <p>4-LE-E Understand how to create prayers of intercession for the Eucharistic liturgy.</p> <p>4-LE-E Understand the term and concept of transubstantiation and associate it with the Real Presence of Christ in the Eucharist.</p> <p>4-LE-E Describe the roles of the priest, deacon, lector, ministers of Communion and acolytes in the Mass.</p> |

RELIGION STANDARDS - AUGUST 2020

GRADES: 2, 3, 4

How to read the standards –
 PK-KF-R: (PK), Grade Level, (KF) Knowledge of the Faith, (R) Essential Concept
 Statements written in blue refer to Scripture

| | | | |
|---------------------------|--|--|---|
| Essential Concepts | Second Grade Sacraments, Mass | Third Grade The Catholic Church | Fourth Grade Morality, Catholic Doctrine |
|---------------------------|--|--|---|

| | | | |
|--|---|--|--|
| | <p>2-LE-E Understand that at the beginning of Mass, we tell God we are sorry for our sins and ask for God’s forgiveness.</p> <p>2-LE-E Demonstrate appropriate liturgical gestures when participating in liturgy.</p> <p>2-LE-E Explain that the Mass is the celebration of the Paschal Mystery, the life, death, and resurrection of Jesus Christ.</p> <p>2-LE-E State that the stories of Jesus in the Gospels are proclaimed during the Eucharistic celebration.</p> <p>2-LE-E State that in the Mass we give thanks for all of God’s gifts, especially for the gift of His son, Jesus Christ.</p> <p>2-LE-E Recognize the difference between bread and wine and the Body and Blood of Christ.</p> <p>2-LE-E Explain that at the prayer over the gifts of bread and wine we present these gifts to God asking that God be blessed for these gifts.</p> <p>2-LE-E Recognize the connection with the Last Supper and the celebration of Mass.</p> | <p>3-LE-E Know that Christ is present in the mass with the worshipping assembly, the priest, the Word of God and most especially in the Eucharist.</p> <p>3-LE-E Introduce the term and concept of transubstantiation and associate it with the Real Presence of Christ in the Eucharist.</p> <p>3-LE-E State that in the Concluding Rite we are blessed and sent forth to serve others in the world.</p> <p>3-LE-E Describe the roles of the priest, deacon, lector, ministers of Communion and acolytes in the Mass</p> <p>3-LE-E With guidance from the teacher, as a class, prepare a liturgy based on a chosen theme or feast day. Include in the preparation: readings, intercessory prayers and music.</p> | <p>4-LE-E With guidance from the teacher, as a class, prepare a liturgy based on a chosen theme or feast day. Include in the preparation: readings, intercessory prayers and music.</p> |
|--|---|--|--|

RELIGION STANDARDS - AUGUST 2020

GRADES: 2, 3, 4

How to read the standards –
 PK-KF-R: (PK), Grade Level, (KF) Knowledge of the Faith, (R) Essential Concept
 Statements written in blue refer to Scripture

| Essential Concepts | Second Grade Sacraments, Mass | Third Grade The Catholic Church | Fourth Grade Morality, Catholic Doctrine |
|--------------------|---|------------------------------------|---|
| | <p>2-LE-E Explain that the priest presides at the Eucharistic liturgy, he consecrates the bread and wine into the Body and Blood of Jesus.</p> <p>2-LE-E. Exhibit reverence for Holy Communion as the Real Presence of Jesus Christ present in the bread and wine.</p> <p>2-LE-E State that the priest ends the Mass by sending us forth to do good works in the world.</p> <p>2-LE-E Recognize the obligation to attend Mass on Sundays and Holy Days of Obligation.</p> <p>2-LE-E With guidance from the teacher, as a class, prepare a liturgy based on a chosen theme or feast day. Include in the preparation: readings, intercessory prayers and music.</p> | | |

RELIGION STANDARDS - AUGUST 2020

GRADES: 2, 3, 4

How to read the standards –
 PK-KF-R: (PK), Grade Level, (KF) Knowledge of the Faith, (R) Essential Concept
 Statements written in blue refer to Scripture

| | | | |
|--------------------|----------------------------------|------------------------------------|---|
| Essential Concepts | Second Grade Sacraments, Mass | Third Grade The Catholic Church | Fourth Grade Morality, Catholic Doctrine |
|--------------------|----------------------------------|------------------------------------|---|

TASK OF CATECHESIS 2 – LITURGICAL EDUCATION: *Students recognize the presence of Christ and enter into communion with Him through active, full and conscious participation in the Liturgical celebrations and Sacraments of the Church.*

| | | | |
|---|---|---|---|
| <p>LE-S-CELEBRATION OF THE SACRAMENTS [1210-1666]</p> <p><u>Scripture</u> Acts 15: 10-11 1 Cor. 15:10</p> | <p>2-LE-S Describe the meaning of a sacrament as effective signs of God’s grace.</p> <p>2-LE-S Define grace as a gift from God that helps each of us grow in holiness.</p> <p>2-LE-S Know there are seven sacraments.</p> | <p>3-LE-S Define Sacrament as an outward sign instituted by Christ to give grace.</p> <p>3-LE-S Understand grace as the free and undeserved gift God gives us to respond to our vocation.</p> | <p>4-LE-S Articulate the meaning of Sacrament.</p> <p>4-LE-S Identify the ways we encounter God through the sacraments.</p> <p>4-LE-S Explain in own words how God’s gift of grace will help them live a moral life.</p> |
| <p>LE-S-1 Sacraments of Initiation [966-977, 1212-1419]</p> <p><u>Scripture:</u> Ex. 19:16-20:17 Mt. 26:25-30; 27 Jn. 3:1-21</p> | <p>2-LE-S-1 Identify the Sacraments of Initiation as the foundation of one’s participation in the life of the Church.</p> <p>2-LE-S-1 Explain that Baptism is the first sacrament and it is followed by Holy Communion and Confirmation.</p> <p>2-LE-S-1 Begin to understand the effects (the change that is the result of receiving the Sacraments) of the Sacrament of Baptism.</p> | <p>3-LE-S-1 Explain why we identify the Sacraments of Baptism, Eucharist, and Confirmation as “Sacraments of Initiation.”</p> <p>3-LE-S-1 Explain the meaning of “welcoming and initiating” and why this is important in a Eucharistic assembly.</p> <p>3-LE-S-1 Define the effects (the change that is the result of receiving the Sacraments) of the Sacrament of Baptism.</p> <p>3-LE-S-1 Develop an understanding of how participation in the Eucharist builds up the Church, the Body of Christ.</p> <p>3-LE-S.1 Identify the Sacrament of Eucharist as the sacrament of Christ’s presence in the Church.</p> | <p>4-LE-S-1 List and describe the Sacraments of Initiation: Baptism, Eucharist and Confirmation.</p> <p>4-LE-S-1 Connect their Baptism with the call to live a moral life.</p> <p>4-LE-S-1 Demonstrate understanding that the Eucharist is the source and summit of Christian life.</p> <p>4-LE-S-1 Recognize that participation in the Mass through the Penitential Act and in reception of the Holy Eucharist is the ordinary means of the forgiveness of venial sins.</p> <p>4-LE-S-1 Examine and explain what special gifts one receives through the Sacrament of Confirmation: Gifts of the Holy Spirit, Fruits of the Holy Spirit.</p> |

RELIGION STANDARDS - AUGUST 2020

GRADES: 2, 3, 4

How to read the standards –
 PK-KF-R: (PK), Grade Level, (KF) Knowledge of the Faith, (R) Essential Concept
 Statements written in blue refer to Scripture

| Essential Concepts | Second Grade Sacraments, Mass | Third Grade The Catholic Church | Fourth Grade Morality, Catholic Doctrine |
|---|---|---|--|
| | | <p>3-LE-S-1 Connect the Blessed Sacrament with Christ’s living presence under the forms of bread and wine reserved in the tabernacle for adoration or for the sick.</p> | |
| <p>LE-S-2 Sacraments of Healing [979-987, 1420-1484]</p> <p><u>Scripture:</u> Gen. 37:1-36; 45:1-28 Lk. 15:11-32</p> | <p>2-LE-S-2 Identify and explain in own words the essential elements in the Rite of receiving the Sacrament of Penance/Reconciliation including examination of conscience, confession of sin, contrition, penance and absolution.</p> <p>2-LE-S-2 Be able to examine one’s conscience.</p> <p>2-LE-S-2 Explain absolution as God forgiving their sins in the Sacrament of Reconciliation and Penance.</p> <p>2-LE-S-2 Articulate the Sacraments of Healing Penance/Reconciliation and Anointing of the Sick as Sacraments in which they encounter Jesus, the Healer.</p> | <p>3-LE-S-2 Identify the process and the importance of God’s healing in the Sacraments of Healing: Reconciliation (Penance), and Anointing of the Sick.</p> <p>3-LE-S-2 Know and articulate the effects, symbols, the minister, and how the sacraments are celebrated for those receiving the Sacraments of Healing.</p> | <p>4-LE-S-2 Understand the Sacrament of Penance / Reconciliation as Sacraments of Healing.</p> <p>4-LE-S-2 Name the essential components of the Sacrament of Penance/Reconciliation.</p> <p>4-LE-S-2 Examine and articulate God’s forgiveness and hope for reconciliation through the reading of a parable and from their own experience. (Prodigal Son)</p> <p>4-LE-S-2 Explain why it is important to participate in the Sacrament of Reconciliation/Penance frequently.</p> <p>4-LE-S-2 Understand that contrition is a gift from God and a prompting of the Holy Spirit to acknowledge sorrow for our sins with the intention of sinning no more.</p> <p>4-LE-S-2 Explain the importance of performing penance as part of the Sacrament of Penance / Reconciliation</p> <p>4-LE-S-2 Perform an examination of conscience.</p> |

RELIGION STANDARDS - AUGUST 2020

GRADES: 2, 3, 4

How to read the standards –
 PK-KF-R: (PK), Grade Level, (KF) Knowledge of the Faith, (R) Essential Concept
 Statements written in blue refer to Scripture

| Essential Concepts | Second Grade Sacraments, Mass | Third Grade The Catholic Church | Fourth Grade Morality, Catholic Doctrine |
|--|--|---|--|
| <p>LE-S-3 Sacraments at the Service of Communion [1533-1666]</p> <p><u>Scripture:</u> Ex. 19:16-20:17</p> | <p>2-LE-S-3 Identify and describe the two Sacraments in Service of Communion: <u>Marriage and Holy Orders.</u></p> <p>2-LE-S-3 Recognize marriage is between one man and one woman, who together make a promise to be partners for life.</p> <p>2-LE-S-3 State that some are called to serve the Church as <u>ordained deacons, priests, or bishops.</u></p> | <p>3-LE-S-3 Understand that those who receive the Sacraments in Service of Communion through <u>Marriage</u> and <u>Holy Orders</u> help others through serving and loving all people.</p> <p>2-LE-S-3 State that God created man and woman to love one another as husband and wife; God’s love is unlimited.</p> <p>3-LE-S-3 Recognize that some men are called to serve the Church as <u>ordained deacons, priests, or bishops.</u></p> | <p>4-LE-S-3 Identify sacraments in service of communion: <u>Marriage and Holy Orders;</u> people who receive these sacraments help others.</p> |
| LE-LR-LITURGICAL RESOURCES: | | | |
| <p>LE-LR-1 Liturgical Calendar [1163-1173]</p> | <p>2-LE-LR-1 Chart the seasons of the Church year associating the appropriate colors.</p> <p>2-LE-LR-1 Identify the seasons as celebrations of the life of Jesus, Christ, Mary and the saints.</p> <p>2-LE-LR-1 Identify Holy Week and Easter as the holiest days of the year, when we remember Jesus’ passion, death, and resurrection, the <u>Paschal Mystery.</u></p> | <p>3-LE-LR-1 Know and understand the seasons and feasts of the <u>Liturgical Year</u>, their significance, and the liturgical color.</p> <p>3-LE-LR-1 Know that <u>Advent</u> is the beginning of the Liturgical Year.</p> <p>3-LE-LR-1 Recognize the <u>Holy Days of Obligation</u> in the United States.</p> <p>3-LE-LR-1 Connect the <u>Paschal Triduum</u>, the three day remembrance of Jesus’ <u>passion</u>, death and resurrection, and the <u>Paschal Mystery</u> with the ministry and life of Jesus.</p> <p>3-LE-LR-1 Identify and differentiate among <u>Holy Days of Obligation, Solemnities, Feast Days</u> and <u>Memorials</u> in the Liturgical calendar.</p> | <p>4-LE-LR-1 Recall the seasons of the Liturgical Year, their significance, and the liturgical color.</p> <p>4-LE-LR-1 Identify the holy days of the Church Calendar.</p> <p>4-LE-LR-1 Recognize the significance of liturgical celebrations including: <u>Trinity Sunday, Corpus Christi - the Feast of Body and Blood of Christ,</u> and the <u>Solemnity of the Sacred Heart.</u></p> <p>4-LE-LR-1 Describe the relationship of the <u>Liturgical Year</u> with the life of Jesus Christ.</p> <p>4-LE-LR-1 Review the concept of <u>Ordinary Time,</u> and associate it with the teachings and public life of Jesus.</p> |

RELIGION STANDARDS - AUGUST 2020

GRADES: 2, 3, 4

How to read the standards –
 PK-KF-R: (PK), Grade Level, (KF) Knowledge of the Faith, (R) Essential Concept
 Statements written in blue refer to Scripture

| Essential Concepts | Second Grade Sacraments, Mass | Third Grade The Catholic Church | Fourth Grade Morality, Catholic Doctrine |
|--|---|--|--|
| | | | 4-LE-LR-1 Know the celebrations of Holy Week identifying the important days of the Triduum . |
| LE-LR-2 Liturgical Symbols and Sacramentals [1179-1199, 1667-1679] | <p>2- LE-LR-2 Define sacramentals as holy actions and objects.</p> <p>2-LE-LR-2 Identify the difference between a sacrament and a sacramental.</p> <p>2- LE-LR-2 Know that sacramentals are holy actions and holy objects: e.g., laying on of hands, genuflecting, sign of the cross, blessed ashes, blessed medals, and blessed candles.</p> | <p>3- LE-LR-2 State the meaning of a sacramental, and how sacramentals can be incorporated into daily life.</p> <p>3- LE-LR-2 View and explain the purpose of different art forms found in the parish church: e.g., statues, baptismal font, Paschal Candle, Tabernacle.</p> <p>3-LE-LR-2 Name and recognize the symbolism of the the different parts of the church: narthex, nave, sacristy, sanctuary.</p> | 4- LE-LR-2 State the meaning of a sacramental, and incorporate sacramentals into daily life |
| LE-LR-3 Divine Office Liturgy of the Hours [1174-1178] Scripture: Psalms 23, 67 and 51 | <p>2- LE-LR-3 Recognize the Liturgy of the Hours as the public prayer of the Church.</p> <p>2-LE-LR-3 Make the Sign of the Cross when responding to the invitatory, “Lord open my lips” with “And my mouth will proclaim your praise.”</p> <p>2-LE-LR-3 Prayerfully recite Psalm 23.</p> <p>2-LE-LR-3 Listen to and discuss the grade level recommended psalms during prayer.</p> | <p>3-LE-LR-3 Recognize the Liturgy of the Hours as the public prayer of the Church that is prayed everyday across the earth.</p> <p>3-LE-LR-3 Make the Sign of the Cross when responding to the invitatory, “Lord open my lips” with “And my mouth will proclaim your praise.”</p> <p>3-LE-LR-3 With teacher and classmates, antiphonally recite and pray Psalm 67.</p> <p>3-LE-LR-3 Listen to and discuss the grade level recommended psalms during prayer.</p> | <p>4- LE-LR-3 Locate psalms found in the Liturgy of the Hours.</p> <p>4-LE-LR-3 Recall the response to the invitatory with the Sign of the Cross and “Lord open my lips” and “And my mouth will proclaim your praise.</p> <p>4-LE-LR-3 With the teacher and classmates, antiphonally recite and pray Psalm 51.</p> <p>4- LE-LR-3 Pray psalms from the Liturgy of the Hours and explain how they can deepen our relationship with God.</p> |

RELIGION STANDARDS - AUGUST 2020

GRADES: 2, 3, 4

How to read the standards –

PK-KF-R: (PK), Grade Level, (KF) Knowledge of the Faith, (R) Essential Concept

Statements written in blue refer to Scripture

| Essential Concepts | Second Grade Sacraments, Mass | Third Grade The Catholic Church | Fourth Grade Morality, Catholic Doctrine |
|---|---|--|---|
| <p>LE-LR-4 Liturgical Rites: Weddings, [1621- 1637] Funerals [988-1029, 1680-1690] and Blessings [1671-1673]</p> | <p>2- LE-LR-4 Understand that Catholic marriage (Holy Matrimony) is a sacrament with special blessings for the couple to love one another as Christ modeled for all.</p> <p>2-LE-LR-4 Understand that Christian funerals are celebration of our life in Christ.</p> | <p>3- LE-LR-4 Understand that Catholic marriage (Holy Matrimony) is a sacrament that takes place in a church and there are special blessings for the couple.</p> <p>3- LE-LR-4 Recall that Christian funerals are a celebration of our life in Christ.</p> | <p>4- LE-LR-4 Recall that Holy Matrimony is a sacrament that takes place in a church with special blessings for the couple.</p> <p>4- LE-LR-4 Recall that Christian funerals are a celebration of our life in Christ.</p> <p>4- LE-LR-4 Connect the symbols of eternal life in Christ with Baptism and Christian funerals.</p> |

TASK OF CATECHESIS 3 – MORALITY / LIFE IN CHRIST: *Students develop a moral conscience that is informed by Church teachings and conformed to Christ, as modeled in a personal life of virtue and demonstrated in service of the Gospel’s demands for society.*

| | | | |
|---|--|--|---|
| <p>ME-HP- THE HUMAN PERSON [1691-1876]</p> | <p>2-ME-HP Begin to understand that Eucharist offers us a great gift in fulfilling our human desire to be close to God.</p> | <p>3-ME-HP Understand that the Church offers us many gifts in fulfilling our human desire to be close to God.</p> | <p>4-ME-HP Describe how God created us naturally good with a desire and a capacity to know Him and love Him.</p> |
|---|--|--|---|



RELIGION STANDARDS - AUGUST 2020

GRADES: 2, 3, 4

How to read the standards –
 PK-KF-R: (PK), Grade Level, (KF) Knowledge of the Faith, (R) Essential Concept
Statements written in blue refer to Scripture


| Essential Concepts | Second Grade Sacraments, Mass | Third Grade The Catholic Church | Fourth Grade Morality, Catholic Doctrine |
|---|---|---|---|
| <p>ME-HP -1 Made in the Image of God – Foundation of Human Dignity [355-368, 1004, 1700-1876]</p> <p><u>Scripture</u> 1 Cor. 6:19-20</p> | <p>2-ME-HP-1 Articulate that they are created in God’s image.</p> <p>2-ME-HP-1 Explain how our bodies are created by God to be respected by ourselves and others.</p> | <p>3-ME-HP-1 Realize what it means to be made in God’s image – body and immortal soul.</p> <p>3-ME-HP-1 Describe how God made our bodies as <u>sacred</u>.</p> | <p>4-ME-HP-1 Understand that God created us in His image with a unique body and unique soul, therefore all human life is <u>sacred</u>.</p> |
| <p>ME-HP-2 Made for Happiness with God, Beatitudes [1218-1229, 1716-1717]</p> <p><u>Scripture</u> Mt. 5:3-10 Prov. 3:21-35</p> | <p>2-ME-HP-2 Recognize that we are made in God’s image and likeness to know, love and serve God and to be happy with Him forever.</p> <p>2-ME-HP-2 Understand how following God’s rules help us to be happy, healthy, and holy.</p> | <p>3-ME-HP-2 Exhibit understanding that God created us as naturally good destined for union with Him.</p> <p>3-ME-HP-2 Read and find examples of the <u>Beatitudes</u>.</p> <p>3-ME-HP-2 Explain how following God’s rules help us to be happy, healthy, and holy.</p> | <p>4-ME-HP-2 Understand that God created us as naturally good and destined for union with Him.</p> <p><u>4-ME-HP-2</u> Locate the Beatitudes in Scripture and explain how to practice them in our lives.</p> <p>4-ME-HP-2 Explain how the Beatitudes fulfill the Ten Commandments.</p> <p>4-ME-HP-2 Apply the Beatitudes to moral vignettes and to the way they are living their lives.</p> <p>4-ME-HP-2 List and define the fruits of the Holy Spirit: <u>charity, joy, peace, patience, kindness, goodness, long suffering, mildness, faith, modesty, continency</u> and <u>chastity</u>.</p> |

RELIGION STANDARDS - AUGUST 2020

GRADES: 2, 3, 4

How to read the standards –
 PK-KF-R: (PK), Grade Level, (KF) Knowledge of the Faith, (R) Essential Concept
 Statements written in blue refer to Scripture

| Essential Concepts | Second Grade Sacraments, Mass | Third Grade The Catholic Church | Fourth Grade Morality, Catholic Doctrine |
|--|---|--|---|
| <p>ME-HP-3 Human Freedom and Conscience Formation [1030-1037, 1730-1802]</p> <p><u>Scripture</u> Gen. 2:7-25; 3:1-24; 15:1-21; 33:1-17; 37:1-36; 45:1-28 Ex. 19:16-20:17</p> | <p>2-ME-HP-3 Understand that God gave us an intellect and free will to choose what is right and avoid what is evil.</p> <p>2-ME-HP-3 Identify conscience as God’s gift to distinguish between right and wrong.</p> <p>2-ME-HP-3 Understand and experience the examination of conscience.</p> | <p>3-ME-HP-3 Describe how God gives us our feelings and our imaginations to help us communicate, think, imagine and choose.</p> <p>3-ME-HP-3 State meaning of morality.</p> <p>3-ME-HP-3 Show understanding that God gives us a free will so that we might freely love, honor, and obey God.</p> <p>3-ME-HP-3 Describe ways to form one’s conscience.</p> | <p>4-ME-HP-3 Recognize that God creates human beings: body and soul having intellect and free will.</p> <p>4-ME-HP-3 Identify three sources of human choice: object, intention and circumstances.</p> <p>4-ME-HP-3 Explain how living a moral life means that they take into account how their actions/thoughts/words affect others.</p> <p>4-ME-HP-3 Demonstrate a moral decision making process, and how we can ask God to help us make moral choices.</p> <p>4-ME-HP-3 Define conscience, and explain how throughout our lives, it is formed and developed through the Sacrament of Reconciliation.</p> <p>4-ME-HP-3 Demonstrate how to examine one’s conscience using the Ten Commandments, Beatitudes and Works of Mercy.</p> |
| <p>ME-HP-4 Covenant and Ten Commandments [2052-2557]</p> <p><u>Scripture:</u> Ex. 19: 16-20 – 20:17 Ex. 24:1-12 Mt: 22:34-40</p> | <p>2-ME-HP-4 Know the Ten Commandments are laws given to us by God to help us respect and love one another.</p> <p>2-ME-HP-4 Describe God’s “Covenant Relationship” in own words.</p> | <p>3-ME-HP-4 Know the Scripture story of God and Moses.</p> <p>3-ME-HP-4 Recognize that the Ten Commandments as a covenant with God’s people given by God to Moses.</p> <p>3-ME-HP-4 Demonstrate an understanding that the Ten Commandments serve as a guide to living as disciples of Jesus.</p> | <p>4-ME-HP-4 Define covenant in own words.</p> <p>4-ME-HP-4 Know God revealed the covenant to Moses on Mount Sinai.</p> <p>4-ME-HP-4 Recite the Ten Commandments and be able to rephrase with examples from our lives.</p> <p>4-ME-HP-4 Understand that the first three Commandments are about our relationship with</p> |



RELIGION STANDARDS - AUGUST 2020

GRADES: 2, 3, 4

How to read the standards –
 PK-KF-R: (PK), Grade Level, (KF) Knowledge of the Faith, (R) Essential Concept
 Statements written in blue refer to Scripture

| Essential Concepts | Second Grade Sacraments, Mass | Third Grade The Catholic Church | Fourth Grade Morality, Catholic Doctrine |
|---|---|---|---|
| <p>Mk. 12:28-34</p> | | <p>3-ME-HP-4 Explain how following God’s rules helps us to be holy and happy.</p> <p>3-ME-HP-4 Understand the Great Commandment of Love given by Jesus is a guide for making good choices and a summary of all commandments.</p> | <p>God and the last seven are about our relationship with other people.</p> <p>4-ME-HP-4 Define Decalogue.</p> |
| <p>ME-HP-5 Virtues Cardinal and Theological [1803-1845, 2656-2662]</p> <p>Scripture: Col. 1:9-14 Ph. 4:4-9 Prov. 19:1</p> | <p>2-ME-HP-5 Name a virtue, describe it as a good habit that helps us love as God loves us, and recognize that virtue is a choice.</p> <p>2-ME-HP-5 Recognize that God’s help enables us to grow in virtue and grace.</p> | <p>3-ME-HP-5 State meaning of virtue in relationship to the Christian life.</p> <p>3-ME-HP-5 Recognize the Theological Virtues given at Baptism: faith, hope and love.</p> <p>3-ME-HP-5 Describe how the Church helps them grow in virtue and holiness.</p> | <p>4-ME-HP-5 Name and define the Cardinal Virtues as ways of living as disciples of Jesus: prudence, justice, fortitude and temperance.</p> <p>4-ME-HP-5 Define what it means to be a “disciple,” building on the Theological Virtues of Faith, Hope and Charity (love).</p> |
| <p>ME-HC THE HUMAN COMMUNITY [1877-1948, 2204-2213]</p> <p>Scripture: Gen. 2:7-25; 3:1-24 Lk. 15: 11-32</p> | <p>2-ME-HC Understand that responsibilities are responses to our God-given rights.</p> <p>2-ME-HC Identify ways human beings are different from other creatures.</p> <p>2-ME-HC Demonstrate understanding of dignity, respecting the rights of others.</p> | <p>3-ME-HC Demonstrate awareness and show respect for the community in which we live, a community of many races and cultures.</p> <p>3-ME-HC Demonstrate understanding that we are responsible stewards of creation.</p> | <p>4-ME-HC Acknowledge the unique importance of each person.</p> <p>4-ME-HC Articulate why we have a duty to treat others as we wish to be treated.</p> <p>4-ME-HC Make connections between the terms justice and human dignity.</p> |

RELIGION STANDARDS - AUGUST 2020

GRADES: 2, 3, 4

How to read the standards –
 PK-KF-R: (PK), Grade Level, (KF) Knowledge of the Faith, (R) Essential Concept
 Statements written in blue refer to Scripture

| Essential Concepts | Second Grade Sacraments, Mass | Third Grade The Catholic Church | Fourth Grade Morality, Catholic Doctrine |
|--|--|--|--|
| <p>ME-HC-1 Personal and Social Sin [1846-1876]</p> <p>Scripture: Gen. 2:7-25;3:1-24; 4:1-16</p> | <p>2-ME-HC-1 Distinguish the difference among temptation, accident and sin.</p> <p>2-ME-HC-1 Define sin as choice we make to turn away from God and repentance as turning back to God.</p> <p>2-ME-HC-1 Define <u>venial sin</u> and <u>mortal sin</u>.</p> <p>2-ME-HC-1 Give examples of how sin affects their relationship with God, neighbor, and creation.</p> <p>2-ME-HC-1 State that God forgives our sins no matter how serious they are, and Identify ways to make up for sin.</p> <p>2-ME-HC-1 Name how God’s help enables us to avoid sin.</p> <p>2-ME-HC-1 Discuss why the <u>Sacrament of Reconciliation</u> is important to living as a child of God.</p> <p>2-ME-HC-1 Identify the <u>Penitential Rite</u> during the liturgy as a time to show sorrow for sin and to ask God for forgiveness. (Lord, have mercy.)</p> | <p>3-ME-HC-1 Define <u>sin</u> as a decision we make to follow our way and not God’s way and <u>repentance</u> as turning back to God’s way.</p> <p>3-ME-HC-1 Give examples of <u>venial</u> and <u>mortal</u> sins.</p> <p>3-ME-HC-1 Exhibit understanding that we experience God’s forgiveness when we are sorry for our sins.</p> <p>3-ME-HC-1 Provide examples of how we forgive and experience healing.</p> | <p>4-ME-HC-1 Define <u>sin</u> in relation to our thoughts, words and actions.</p> <p>4-ME-HC-1 Identify and understand the origins of sin, <u>Original Sin</u>, as given in the Old Testament creation accounts.</p> <p>4-ME-HC-1 Recall that personal sin can have different degrees such as <u>venial or mortal</u></p> <p>4-ME-HC-1 Show understanding of the reality of sin and its consequences in the world.</p> <p>4-ME-HC-1 Understand God’s forgiveness and describe ways we have experienced this healing.</p> <p>4-ME-HC-1 Understand purgatory a process after death for a person who has sinned; those experiencing purgatory are certain of heaven.</p> <p>4-ME-HC-1 Understand the concept of hell as the state of self exclusion from God because of the lack of contrition for and absolution from mortal sin.</p> |

RELIGION STANDARDS - AUGUST 2020

GRADES: 2, 3, 4

How to read the standards –
 PK-KF-R: (PK), Grade Level, (KF) Knowledge of the Faith, (R) Essential Concept
 Statements written in blue refer to Scripture

| Essential Concepts | Second Grade Sacraments, Mass | Third Grade The Catholic Church | Fourth Grade Morality, Catholic Doctrine |
|---|---|--|---|
| <p>ME-HC- 2. Catholic Social Teachings – Consistent Ethic of Life, Love of Neighbor, and the Corporal and Spiritual Works of Mercy [2419-2449]</p> <p><u>Scripture</u> Gen. 1:1-18; 2: 1-25</p> | <p>2-ME-HC-2 Appreciate <u>creation</u> as a gift from God. Recognize the responsibility to care for the gift of creation.</p> <p>2-ME-HC-2 Cultivate an appreciation for all levels of creation.</p> <p>2-ME-HC-2 Practice care of personal belongings, classroom, school building, and parish grounds.</p> <p>2-ME-HC-2 Understand that every person must have a sense of <u>responsibility</u> for all other people.</p> <p>2-ME-HC-2 Describe what it means to be poor.</p> <p>2-ME-HC-2 Know that all work deserves <u>respect</u>.</p> <p>2-ME-HC-2 Understand work in school is an expression of one of God’s gifts.</p> <p>2-ME-HC-2 Participate and reflect on age appropriate service projects.</p> | <p>3-ME-HC-2 Explain the call to community and the <u>common good</u> as it is expressed in the <u>Church’s Social Teachings</u>.</p> <p>3-ME-HC-2 Appreciate and respect creation as a gift from God.</p> <p>3-ME-HC-2 Practice care of personal belongings, classrooms, school building, and parish grounds.</p> <p>3-ME-HC-2 Demonstrate how families, schools, parishes express responsibility for each other.</p> <p>3-ME-HC-2 Recognize that individuals and groups have <u>rights</u>.</p> <p>3-ME-HC-2 Identify some causes for poverty and ways in which we can help others.</p> <p>3-ME-HC-2 Identify different types of work in a community and that all work deserves respect.</p> <p>3-ME-HC-2 Explain that the Church continues the work of Christ on earth.</p> <p>3-ME-HC-2 Participate in age-appropriate service projects and share reflections on why service is part of what it means to be “church”.</p> | <p>4-ME-HC-2 Describe and demonstrate how not to waste God’s gifts of food and natural resources.</p> <p>4-ME-HC-2 Demonstrate care of personal belongings, classroom, school building, and parish grounds.</p> <p>4-ME-HC-2 Develop awareness of the needs of the poor in local areas.</p> <p>4-ME-HC-2 Distinguish between the terms poor and <u>vulnerable</u>.</p> <p>4-ME-HC-2 Describe the importance of work and how it is a participation in God’s life.</p> <p>4-ME-HC-2 Articulate respect for the <u>dignity of all work</u>.</p> <p>4-ME-HC-2 Know and provide examples of the <u>Seven Spiritual works of Mercy</u>.</p> <p>4-ME-HC-2 Know and provide examples of the <u>Seven Corporal Works of Mercy</u>.</p> <p>4-ME-HC-2 Participate in age-appropriate service projects and share reflections on our call to discipleship and building God’s Kingdom.</p> |

RELIGION STANDARDS - AUGUST 2020

GRADES: 2, 3, 4

How to read the standards –
 PK-KF-R: (PK), Grade Level, (KF) Knowledge of the Faith, (R) Essential Concept
 Statements written in blue refer to Scripture

| | | | |
|---------------------------|--|--|---|
| Essential Concepts | Second Grade Sacraments, Mass | Third Grade The Catholic Church | Fourth Grade Morality, Catholic Doctrine |
|---------------------------|--|--|---|

TASK OF CATECHESIS 4 – TEACHING TO PRAY: *Students experience and engage in Catholic expressions of prayer to deepen their relationship with God and the Church.*

| | | | |
|---|---|--|--|
| <p>P-UC THE UNIVERSAL CALL TO PRAYER, IMPORTANCE OF PRAYER [2558-2758]</p> <p><u>Scripture:</u> Mt. 6: 5-15</p> | <p>2-TP-UC Experience prayer as a way to talk and listen to God.</p> <p>2-TP-UC Explain in own words the importance of praying.</p> <p>2-TP-UC Know that prayer is essential to our life with God and part of Christian life.</p> | <p>3-TP-UC Experience prayer as a way to talk and listen to God.</p> <p>3-TP-UC Explain why prayer is essential to our Christian life with God.</p> <p>3-TP-UC Demonstrate ways to pray for the Holy Spirit’s continued guidance of the Church.</p> | <p>4-TP-UC Know that prayer is essential to our life with God and part of Christian life.</p> <p>4-TP-UC Describe prayer as raising our hearts and minds to God.</p> <p>4-TP-UC Articulate the importance of praying.</p> |
| <p>P-FP FORMS OF PRAYER (Blessing, Adoration Petition, Intercession Thanksgiving, Praise) [2623-2649]</p> <p><u>Scripture:</u> Psalms</p> | <p>2-TP-FP Know and experience various forms of prayer: <u>blessing, adoration, petition, intercession, thanksgiving, praise.</u></p> <p>2-TP-FP Understand that in the Mass we thank God for all the blessings given to us, we offer our lives to God, especially for the gift of his Son.</p> <p>2-TP-FP State that God forgives us when we ask for his mercy in prayer.</p> | <p>3-TP-FP Demonstrate ability to participate in various forms of prayer with <u>blessing, adoration, petition, intercession, thanksgiving, praise.</u></p> <p>3-TP-FP Demonstrate ways to pray for the Holy Spirit’s continued guidance of the Church.</p> <p>3-TP-FP Understand and write simple Prayers of the Faithful asking God for needs in the Church, the world, and their lives.</p> <p>3-TP-FP Pray as a family (<u>domestic church</u>).</p> <p>3-TP-FP Show understanding of how use of Scripture leads to prayer.</p> | <p>4-TP-FP Experience and participate in a number of different prayer forms: prayers of <u>blessing, adoration, petition, intercession, thanksgiving, praise.</u></p> <p>4-TP-FP Articulate how and when to pray.</p> <p>4-TP-FP Explain why it is important to pray to the Holy Spirit for guidance in making moral decisions.</p> <p>4-TP-FP State that God is faithful and loving no matter the circumstances of human life.</p> <p>4-TP-FP Know and use aspirations with the common response of “pray for us.”</p> |
| <p>P-EP EXPRESSIONS OF PRAYER (vocal)</p> | <p>2-TP-EP Define and experience <u>spontaneous prayer.</u></p> | <p>3-TP-EP Develop capacity of silence as a form of listening to God within.</p> | <p>4-TP-EP Exhibit capacity for silent prayer.</p> |

RELIGION STANDARDS - AUGUST 2020

GRADES: 2, 3, 4

How to read the standards –
 PK-KF-R: (PK), Grade Level, (KF) Knowledge of the Faith, (R) Essential Concept
 Statements written in blue refer to Scripture

| Essential Concepts | Second Grade Sacraments, Mass | Third Grade The Catholic Church | Fourth Grade Morality, Catholic Doctrine |
|--|--|---|--|
| meditation, contemplation, personal and shared) [2700-2724] | <p>2-TP-EP Recognize that we pray alone and with others.</p> <p>2-TP-EP Demonstrate ways to practice being more like Jesus through personal prayer.</p> <p>2-TP-EP Recognize that we pray with the community of the Church especially at Mass on Sunday.</p> <p>2-TP-EP Reflect quietly on a passage from sacred Scripture.</p> | <p>3-TP-EP Differentiate between private and communal prayer.</p> <p>3-TP-EP Understand and experience adoration as an expression of prayer.</p> <p>3-TP-EP Understand and experience spontaneous prayer.</p> <p>3-TP-EP Read and reflect on a passage from sacred Scripture.</p> | <p>4-TP-EP Experience how personal prayer can help them in making moral decisions.</p> <p>4-TP-EP Lead a communal prayer service.</p> <p>4-TP-EP Participate in a variety of traditional devotions.</p> <p>4-TP-EP Know various prayer expressions including the Jesus prayer and choral prayer.</p> <p>4-TP-EP Engage in the four stages of Lectio Divina. (See resources.)</p> |
| <p>P-OF OUR FATHER: Summary of the Gospel [2746-2865]</p> <p>Scripture: Mt. 6:9-13 Lk. 11:1-13</p> | <p>2-TP-OF Recite the “Our Father” and explain understanding of the prayer.</p> <p>2-TP-OF Find when the “Our Father” is prayer during the liturgy.</p> | <p>3-TP-OF Recite the “Our Father” and identify the requests we are making through the Lord’s Prayer.</p> | <p>4-TP-OF Identify the Seven Petitions in the Our Father.</p> |
| <p>P-DP DEVOTIONAL PRACTICES (e.g. Rosary, Stations of the Cross, Novenas) [1200-1209, 1674-1679, 2683-2696]</p> | <p>2-TP-DP Experience the Rosary as a special prayer using beads and praying about the mysteries of Jesus’ life.</p> | <p>3-TP-DP State that we pray with Mary and the saints.</p> <p>3-TP-DP Recognize the Rosary as a prayer to Our Lady.</p> <p>3-TP-DP Know how to pray the Mysteries of the Rosary and participate in praying the</p> | <p>4-TP-DP Identify the four different sets of the mysteries of the rosary.</p> <p>4-TP-DP State how we pray with Mary and the Saints.</p> |



RELIGION STANDARDS - AUGUST 2020

GRADES: 2, 3, 4

How to read the standards –
 PK-KF-R: (PK), Grade Level, (KF) Knowledge of the Faith, (R) Essential Concept
Statements written in blue refer to Scripture

| Essential Concepts | Second Grade Sacraments, Mass | Third Grade The Catholic Church | Fourth Grade Morality, Catholic Doctrine |
|---|--|--|---|
| | | <p>special prayer using beads and praying about the mysteries of Jesus' life.</p> <p>3-TP-DP Experience a form of the <u>Stations of the Cross</u>.</p> | |
| <p>P-HES. PRAYERS WE KNOW BY HEART, EXPERIENCE AND SHARE AT MASS</p> | <p>Prayers By Heart</p> <ul style="list-style-type: none"> • Morning Offering • Act of Contrition • Our Father • Hail Mary • Glory Be/Doxology <p>Prayers to Experience</p> <ul style="list-style-type: none"> • Silent prayer • Meditation • Rosary • Lectio Divina • Prayers of blessing, adoration, praise, intercession, thanksgiving, petition • Creed (Nicene and/or Apostles) • Our Father • Hail Mary • Antiphonally psalms from the Liturgy of the Hours – Psalm 23 <p>Shared at Mass - Mass Responses</p> <ul style="list-style-type: none"> • Sign of the Cross • And with your spirit • Alleluia • Responses after all Lectionary readings and before Gospel • Preface Dialogue • Sanctus | <p>Prayers By Heart</p> <ul style="list-style-type: none"> • Come Holy Spirit • Apostles Creed <p>Prayers to Experience</p> <ul style="list-style-type: none"> • Silent prayer • Meditation • Lectio Divina • Rosary • Stations of the Cross • Prayers of blessing, adoration, praise, intercession, thanksgiving, petition • Creed (Compare Nicene and Apostles) • Our Father • Hail Mary • Antiphonally psalms from the Liturgy of the Hours – Psalm 67 <p>Shared at Mass - Mass Responses</p> <ul style="list-style-type: none"> • Sign of the Cross • And with your spirit • Confiteor • Gloria • Alleluia • Responses after Scripture • Readings and Gospel • Nicene Creed • Invitation to Prayer • Preface Dialogue | <p>Prayers By Heart</p> <ul style="list-style-type: none"> • Memorare • Prayer for Peace <p>Prayers to Experience</p> <ul style="list-style-type: none"> • Silent prayer • Meditation • Lectio Divina • Rosary • Stations of the Cross • Prayers of blessing, adoration, praise, intercession, thanksgiving, petition • Our Father • Hail Mary • Come Holy Spirit • Apostles Creed <p>Invitatory, Psalm(s) antiphonal style and Doxology from the Liturgy of the Hours – Psalm 51</p> <p>Shared at Mass - Mass Responses</p> <ul style="list-style-type: none"> • Sign of the Cross • And with your spirit • Alleluia • Responses after all Lectionary readings and before Gospel • Preface Dialogue • Sanctus • The Mystery of Faith |



RELIGION STANDARDS - AUGUST 2020

GRADES: 2, 3, 4

How to read the standards –
 PK-KF-R: (PK), Grade Level, (KF) Knowledge of the Faith, (R) Essential Concept
Statements written in blue refer to Scripture

| Essential Concepts | Second Grade Sacraments, Mass | Third Grade The Catholic Church | Fourth Grade Morality, Catholic Doctrine |
|--------------------|---|---|---|
| | <ul style="list-style-type: none"> • The Mystery of Faith • Lord’s Prayer • Sign of Peace • Agnus Dei/Behold the Lamb of God • Amen • Confiteor • Gloria • Creed Nicene or Apostles • Invitation to Prayer | <ul style="list-style-type: none"> • Sanctus • The Mystery of Faith • Lord’s Prayer • Sign of Peace • Agnus Dei/Behold the Lamb of God | <ul style="list-style-type: none"> • Lord’s Prayer • Sign of Peace • Agnus Dei/Behold the Lamb of God • Amen • Confiteor • Gloria • Creed Nicene • Invitation to Prayer |

RELIGION STANDARDS - AUGUST 2020

GRADES: 2, 3, 4

How to read the standards –
 PK-KF-R: (PK), Grade Level, (KF) Knowledge of the Faith, (R) Essential Concept
 Statements written in blue refer to Scripture

| | | | |
|--------------------|----------------------------------|------------------------------------|---|
| Essential Concepts | Second Grade Sacraments, Mass | Third Grade The Catholic Church | Fourth Grade Morality, Catholic Doctrine |
|--------------------|----------------------------------|------------------------------------|---|

TASK OF CATECHESIS 5: THE LIFE, COMMUNITY AND HISTORY OF THE CHURCH: *Students study and participate in the life and mission of the church, the Body of Christ and the community of believers, as expressed in the Church’s origin, history, ecclesiology, the Communion of Saints and their family, the domestic church.*

| | | | |
|---|--|--|---|
| LCH-CH. THE CHURCH IN GOD’S PLAN [748-780] Church History [758-780] <u>Scripture:</u> Acts 2:1-13 | 2-LCH-CH Locate places where Jesus lived using a map of the Holy Land. | 3-LCH-CH Identify the birthday of the Church as the <u>Feast of Pentecost</u> wherein Jesus Christ established the Church and we are the body as His <u>disciples</u> today. <u>3-LCH-CH</u> Identify important men and women in the <u>Early Church</u> from the <u>Acts of Apostles</u> . | 4-LCH-CH Recall how Jesus Christ established the Church and remains its head on heaven and earth. |
| LCH-MC. MODELS OF THE CATHOLIC CHURCH [781-810] | 2-LCH-MC Recall that we are part of a Church and a community where we worship God and help others. | 3-LCH-MC Begin to understand Church as it refers to a building, a community and individuals who serve God and one another. | 4-LCH-MC Understand that the Church helps us grow in our relationship with God and as a community committed to serving others. |
| LCH-MC-1. People of God [781-786] <u>Scripture</u> 1 Peter 2:9 | 2-LCH-MC-1 Recognize family and friends comprise a <u>parish</u> /school community. 2-LCH-MC-1 Understand that the parish is where the People of God come to worship God and serve others. | 3-LCH-MC-1 Understand that through our Baptism we are all united in common as People of God. 3-LCH-MC-1 Articulate the different roles and different ways of sharing the Gospel message in the Church. 3-LCH-MC-1 Recognize how Christ is the <u>Light of the World</u> and through our baptism, we are all called to bring the Light of Christ into the world. 3-LCH-MC-1 Express how the gifts present in the Church community reflect God’s love, | 4-LCH-MC -1 Identify the Church community as the People of God who commit to leading holy and moral lives. |

RELIGION STANDARDS - AUGUST 2020

GRADES: 2, 3, 4

How to read the standards –
 PK-KF-R: (PK), Grade Level, (KF) Knowledge of the Faith, (R) Essential Concept
 Statements written in blue refer to Scripture

| Essential Concepts | Second Grade Sacraments, Mass | Third Grade The Catholic Church | Fourth Grade Morality, Catholic Doctrine |
|--|---|---|--|
| | | goodness, and the interdependency characterizing the People of God. | |
| LCH-MC-2. Body of Christ [787-796] Scripture: 1 Cor. 12:12-27 | 2-LCH-MC-2 Identify ways we share God’s gifts as members of the <u>Body of Christ.</u> | 3-LCH-MC-2 Identify how Christ is the Light of the World and as members of the Body of Christ, we are called to bring the light of Christ into the world. 3-LCH-MC-2 Articulate attitudes needed to live in a community. 3-LCH-MC-2 Give examples of how they are learning to express their faith within their parish community. 3-LCH-MC-2 Recognize that the <u>parish</u> is our Church home where we celebrate Mass, participate in the sacraments, and enjoy the companionship of other believers. 3-LCH-MC-2 Engage with parish ministries that help those in need, who are the hands and feet of Christ (i.e. St. Vincent de Paul, funeral ministry, communion for the homebound.) | 4-LCH-MC-2 Articulate how their parish helps those in need as the Body of Christ. 4-LCH-MC-2 Explain the Body of Christ as the Church in heaven and on earth. 4-LCH-MC-2 Recognize and understand the purpose of <u>Catholic Charities</u> as reaching out to serve and support all the members of the Body of Christ. |
| LCH-MC-3. Temple of the Holy Spirit [797-801] Scripture: 1 Cor. 6:19-20 | 2-LCH-MC-3 Understand that all people are made in the image and likeness of God. 2-LCH-MC-3 Identify that God’s Holy Spirit lives in each person and inspires us to be holy. | 3-LCH-MC-3 Identify ways the Church is the <u>Temple of the Holy Spirit</u> and is guided by the Holy Spirit. | 4-LCH-MC-3 Describe the <u>Temple of the Holy Spirit</u> as God’s Holy Spirit living in me and inspiring me to do what is good. 4-LCH-MC-3 Realize the obligation of being made in God’s image by taking care of my body as the <u>“Temple of the Holy Spirit.”</u> |

RELIGION STANDARDS - AUGUST 2020

GRADES: 2, 3, 4

How to read the standards –
 PK-KF-R: (PK), Grade Level, (KF) Knowledge of the Faith, (R) Essential Concept
 Statements written in blue refer to Scripture

| Essential Concepts | Second Grade Sacraments, Mass | Third Grade The Catholic Church | Fourth Grade Morality, Catholic Doctrine |
|---|---|--|---|
| | | 3-LCH-MC-3 Identify that God’s Holy Spirit lives in me and inspires me to be holy as Jesus’ disciple. | |
| LCH-MMC. MYSTERY AND MARKS OF THE CHURCH: One, Holy, Catholic and Apostolic [811-870] | 2-LCH-MMC Recognize that holiness is being close to God. | 3-LCH-MMC List and explain the four Marks of the Church : one, holy, catholic and apostolic. | 4-LCH-MMC Locate and share the four Marks of the Church within the Nicene Creed . |
| LCH-CF-CHRIST’S FAITHFUL: HEIRARCHY, LAITY, CONSECRATED LIFE: [871-945] LCH-CF-1 Church Order: The Hierarchy and Magisterium and Infallibility [874-896] | 2-LCH-CF-1 Understand that the Pope leads the Catholic Church, a bishop leads a diocese, and the pastor leads the local parish. 2-LCH-CF-1 Recognize the name of the local parish and that the parish is the gathering of God’s people to worship and serve. | 3-LCH-CF-1 Identify the college of bishops as the successors to the Apostles through the laying on of hands. 3-LCH-CF-1 Identify the name of the current Holy Father, Pope , and understand that he is the visible head of the Catholic Church on earth. 3-LCH-CF-1 Provide the name and role of the Archbishop in the Archdiocese of Seattle . 3-LCH-CF-1 Understand the composition of the Church today: family, parish, diocese, universal church, communion of saints . | 4-LCH-CF-1 Recognize that the Church is hierarchical . 4-LCH-CF-1 Name the current Holy Father, Pope , as head of the Catholic Church and the archbishop who leads the archdiocese . 4-LCH-CF-1 Identify a pastor as the head of the parish. 4-LCH-CF-1 Recognize that the Church teaches through bishops, pastors, teachers, and catechists . |
| LCH-CF-2 The Laity: Rights and Responsibilities [897-913, 2041] | 2-LCH-CF-2 Recognize that by Baptism , each person is called to be part of the Church. 2-LCH-CF-2 Explain how regular participation in the sacraments of | 3-LCH-CF-2 Learn the Precepts of the Church as Laws of Church and help us grow in love of others and guide community. 3-LCH-CF-2 Understand membership in the Catholic Church, through Sacraments of Initiation, (Baptism, Eucharist and | 4-LCH-CF-2 Explain how the parish is part of the Catholic Church and that as members of the Catholic Church we belong to a parish . 4-LCH-CF-2 Recognize that as members of a parish we have responsibilities that we call stewardship . |

RELIGION STANDARDS - AUGUST 2020

GRADES: 2, 3, 4

How to read the standards –
 PK-KF-R: (PK), Grade Level, (KF) Knowledge of the Faith, (R) Essential Concept
 Statements written in blue refer to Scripture

| Essential Concepts | Second Grade Sacraments, Mass | Third Grade The Catholic Church | Fourth Grade Morality, Catholic Doctrine |
|---|---|---|---|
| | Reconciliation and Eucharist help them grow in holiness and <u>virtue</u> . | Confirmation) and living lives of service as disciples of Jesus. | <p>4-LCH-CF-2 Understand that the role of the Church is a guide for the formation of one’s <u>conscience</u> throughout life.</p> <p>4-LCH-CF-2 Associate ways the <u>Precepts of the Church</u> help one grow in holiness and awareness of the needs of others.</p> |
| <p>LCH-CF.3 The Domestic Church [1655-58, 1666, 2204-2257, 2685]</p> | <p>2-LCH-CF-3 Recognize the family as the <u>domestic church</u>.</p> | <p>3-LCH-CF-3 Identify ways that families live as a <u>domestic church</u>.</p> | <p>4-LCH-CF-3 Recall the definition and give examples of family as the <u>domestic church</u>.</p> |
| <p>LCH-CF-4 The Universal Call to Holiness [2013-2014,2028,2813]</p> <p><u>Scripture</u> 1 Pet. 1:15-16 Lev. 11:44</p> | <p>2-LCH-CF-4 Explain how regular participation in the Sacraments of Eucharist (Sunday and holy days of obligation) and Reconciliation can help them to grow in <u>virtue</u> and holiness.</p> <p>2-LCH-CF-4 Identify some “helps” to stay on God’s path: Sacraments, talks with parents and teachers.</p> <p>2-LCH-CF-4 Explain how being followers of Jesus means that are to help others.</p> <p>2-LCH-CF-4 Identify how we show our love for Jesus by following Him through our actions.</p> | <p>3-LCH-CF-4 Articulate how practicing their Catholic faith helps them to lead holy lives.</p> <p>3-LCH-CF-4 Recognize the need to act responsibly.</p> <p>3-LCH-CF-4 Give examples of how to work for justice and peace.</p> | <p>4-LCH-CF-4 Name and explain why the <u>Gifts and Fruits of the Holy Spirit</u> helps us become closer to God and grow in holiness.</p> <p>4-LCH-CF-4 Define <u>Gifts of the Holy Spirit</u>. (Gift – freely given to those in a state of <u>grace</u>.)</p> <p>4-LCH-CF-4 Define <u>Fruits of the Holy Spirit</u>.(Fruits of the Holy Spirit are developed over time as we live out the Gifts of the Holy Spirit.)</p> <p>4-LCH-CF-4 Explain in own words how God’s gift of <u>grace</u> will help them live a moral, holy life.</p> |

RELIGION STANDARDS - AUGUST 2020

GRADES: 2, 3, 4

How to read the standards –
 PK-KF-R: (PK), Grade Level, (KF) Knowledge of the Faith, (R) Essential Concept
 Statements written in blue refer to Scripture

| Essential Concepts | Second Grade Sacraments, Mass | Third Grade The Catholic Church | Fourth Grade Morality, Catholic Doctrine |
|--|--|--|--|
| | <p>2-LCH-CF-4 State that God wants all to live forever and be happy with Him in Heaven.</p> <p>2-LCH-CF-4 Develop an understanding of the Law of Love.</p> | | |
| <p>LCH-CF-5 Vocation: Marriage, priesthood [914-933]</p> <p><u>Scripture</u> 1 Pet. 2:9 1 Sam. 3:1-10 Is. 6:1-8 Mt. 9:10:13 Mk. 1:16-20</p> | <p>2- LCH-CF-5 Know the meaning of vocation.</p> <p>2- LCH-CF-5 Know that a vocation is a gift from God.</p> <p>2- LCH-CF-5 Know that everyone has a vocation which is lived out in unique ways in life and is a response to God’s plan for us.</p> <p>2- LCH-CF-5 Understand that one must pray to know one’s vocation.</p> <p>2- LCH-CF-5 Identify the four primary vocational roles: single person, married, priests or consecrated religious.</p> | <p>3- LCH-CF-5 Know that all vocations are a gift from God and each calls us to a particular way of holiness.</p> <p>3- LCH-CF-5 Understand that one’s vocation is revealed through prayer.</p> <p>3- LCH-CF-5 Identify the four main vocational calls in life: single, married, priests or consecrated religious.</p> <p>3- LCH-CF-5 Show understanding that parents have a vocation to serve God and the Church by helping their children to grow close to God.</p> | <p>4- LCH-CF-5 Define vocations as a call to serve God and one another.</p> <p>4- LCH-CF-5 Pray for faithfulness in one’s vocation.</p> <p>4- LCH-CF-5. Articulate how living a moral life prepares them to hear God’s vocational call.</p> <p>4- LCH-CF-5 Identify ways each can be a witness to God’s love and also serve others.</p> <p>4- LCH-CF-5 Show understanding that vocations are ways to holiness in life.</p> |
| <p>LCH-CS COMMUNION OF SAINTS [946-962]</p> | <p>2-LCH-CS Know some days that celebrate the saints (memorials).</p> <p>2-LCH-CS Know and celebrate the parish patron saint.</p> | <p>3-LCH-CS Recognize belonging to the Communion of Saints in the Church.</p> <p>3-LCH-CS Know the feast of the parish patron saint.</p> | <p>4-LCH-CS Recognize and tell the stories of some of the Saints of the Church who model the Beatitudes.</p> <p>4-LCH-CS Celebrate the feast day of the parish patron saint.</p> |

RELIGION STANDARDS - AUGUST 2020

GRADES: 2, 3, 4

How to read the standards –
 PK-KF-R: (PK), Grade Level, (KF) Knowledge of the Faith, (R) Essential Concept
 Statements written in blue refer to Scripture

| Essential Concepts | Second Grade Sacraments, Mass | Third Grade The Catholic Church | Fourth Grade Morality, Catholic Doctrine |
|--|--|--|---|
| | <p>2-LCH-CS Know that each of us is called by God and equipped to be a saint.</p> | <p>3-LCH-CS Review the names and stories of the Saints whose images are represented in their parish church.</p> <p>3-LCH-CS Articulate how the saints model the holiness of the Church</p> | <p>4-LCH-CS Know the stories of holy men and women who were active in the Pacific Northwest Church.</p> <p>4-LCH-CS Know that each of us is called to be a saint and to be a part of the Communion of Saints.</p> |
| <p>LCH-Mary MARY AS MODEL OF CHURCH [148-149, 963-975, 2673-2682]</p> <p>Scripture Lk. 1:26-38; 39-45; 46-55</p> | <p>2-LCH-Mary Know titles of Mary: e.g., Mother of God, Mary Our Mother, and Mother of the Church. (Resource: Litany of Loreto)</p> <p>2-LCH-Mary Identify feast days that honor Our Lady.</p> <p>2-LCH-Mary Understand devotions honoring Mary.</p> <p>2-LCH-Mary Relate the story of the Annunciation and its importance for us as followers of Jesus.</p> | <p>3-LCH-Mary Recall various titles of Mary. (Resource: Litany of Loreto)</p> <p>3-LCH-Mary Celebrate days in honor of Mary.</p> <p>3-LCH-Mary Know the Rosary is a prayer to God the Father through the intercession of Our Lady.</p> | <p>4-LCH-Mary Review and articulate titles of Mary: e.g., _ The Immaculate Conception, Our Lady of Guadalupe, example of faith, example of holiness, Our Lady of Notre Dame. (Resource: Litany of Loreto)</p> <p>4-LCH-Mary Know the solemnity and feast days in honor of Our Lady.</p> <p>4-LCH-Mary Know some approved apparitions of Blessed Virgin: Our Lady of Lourdes, Our Lady of Fatima, and Our Lady of Guadalupe.</p> <p>4-LCH-Mary Articulate how Mary can be an example of a life of virtue and discipleship.</p> <p>4-LCH-Mary Know the meaning of the Immaculate Conception.</p> |

RELIGION STANDARDS - AUGUST 2020

GRADES: 2, 3, 4

How to read the standards –
 PK-KF-R: (PK), Grade Level, (KF) Knowledge of the Faith, (R) Essential Concept
 Statements written in blue refer to Scripture

| | | | |
|---------------------------|---|---|--|
| Essential Concepts | Second Grade Sacraments, Mass | Third Grade The Catholic Church | Fourth Grade Morality, Catholic Doctrine |
|---------------------------|---|---|--|

TASK OF CATECHESIS 6: THE CHURCH’S MISSIONARY LIFE AND SERVICE: *Students acquire and demonstrate skills to recognize their gifts from God and their vocation to share the good News of Jesus Christ in word and deed in the world.*

| | | | |
|---|---|--|--|
| <p>CMLS-BCD BAPTISMAL CALL AND DISCIPLESHIP (the mandate to go forth) [816,849]</p> <p style="color: blue;"><u>Scripture:</u> Mt. 28:18-20</p> | <p>2- CMLS-BCD State and understand the Church has a mission given to her by Jesus Christ and we are all called by Baptism to participate in this mission.</p> <p>2- CMLS-BCD Explore ways that we live this mission of the Church in our own lives.</p> <p>2- CMLS-BCD State that God calls each of us to serve in special ways.</p> <p>2- CMLS-BCD Identify how we show our love for Jesus by following Him through our actions.</p> <p>2- CMLS-BCD Demonstrate an understanding of being sent from Mass to share God’s love with others.</p> | <p>3- CMLS-BCD State the Church’s mission as given to her by Jesus Christ.</p> <p>3- CMLS-BCD Understand that we are all called to be disciples of Christ.</p> <p>3- CMLS-BCD Articulate ways to live as disciples in our lives.</p> <p>3- CMLS-BCD Explain how the Church helps them realize their own purpose as part of God’s creation.</p> | <p>4-CMLS-BCD Realize we are all called to proclaim the Good News of Jesus Christ by the way we live and act.</p> <p>4- CMLS-BCD Articulate our Baptismal call to serve God and our community by sharing our gifts.</p> |
| <p>CMLS-SS CALL TO STEWARDSHIP AND SERVICE: Catholic social teaching about the common good [2149-2422]</p> <p style="color: blue;"><u>Scripture</u></p> | <p>2- CMLS-SS We serve God by sharing our gifts with the community, at whatever age we are in life.</p> <p>2- CMLS-SS Recognize and use personal gifts and talents to help others.</p> <p>2- CMLS-SS Identify each one’s responsibility to share their time, talent and treasure with the Church.</p> | <p>3- CMLS-SS Identify a steward as one who uses God’s gifts with wisdom and love.</p> <p>3- CMLS-SS Explain how the Church helps us realize our unique purpose as part of God’s creation.</p> <p>3- CMLS-SS Recognize each person has the responsibility to share time, talents and treasure with their parish church.</p> | <p>4- CMLS-SS Define the role of steward as one who receives and shares God’s gifts wisely.</p> <p>4- CMLS-SS Practice in age-appropriate ways.</p> <p>4-ME-S-SS Reflect on service and stewardship as each relates to justice.</p> <p>4- CMLS-SS Identify the many ways that each person has the responsibility to share time, talents and treasure with the Church.</p> |

RELIGION STANDARDS - AUGUST 2020

GRADES: 2, 3, 4

How to read the standards –
 PK-KF-R: (PK), Grade Level, (KF) Knowledge of the Faith, (R) Essential Concept
 Statements written in blue refer to Scripture

| Essential Concepts | Second Grade Sacraments, Mass | Third Grade The Catholic Church | Fourth Grade Morality, Catholic Doctrine |
|--|---|--|---|
| <p>Gen. 1:1-2:3; 2:7-25</p> <p>CMLS-EDNE CALL TO ECUMENISM, INTERFAITH DIALOGUE AND THE NEW EVANGELIZATION [848-849, 927-933, 905, 2044, 2472]</p> | <p>2- CMLS-EDNE Identify some of the ways that Jesus showed compassion during his life on Earth.</p> <p>2- CMLS-EDNE Understand that all people belong to God.</p> <p>2- CMLS-EDNE Understand that Jesus calls all to live the values he gave us in the Gospels.</p> | <p>3- CMLS-EDNE Understand that all people are made in the image and likeness of God.</p> <p>3- CMLS-EDNE Grow in understanding that the Catholic Church works for the unity of all people to live in peace and justice.</p> <p>3- CMLS-EDNE Understand that God’s grace calls and strengthens us to be disciples of Christ.</p> <p>3- CMLS-EDNE Recognize that Baptism unites us with those of other Christian faiths.</p> <p>3- CMLS-EDNE Recognize different Christian and non-Christian traditions.</p> <p>3- CMLS-EDNE Identify Judaism as Jesus’ faith.</p> <p>3- CMLS-EDNE Show awareness that we respect all faiths because God loves all people.</p> | <p>4- CMLS-SS Describe the ways that the Archdiocese and the parish serves the poor and vulnerable, e.g. CRS.</p> <p>4- CMLS-EDNE Understand that the mission of the Church is evangelization</p> <p>4- CMLS-EDNE Define ecumenism as the call for Christian unity.</p> <p>4- CMLS-EDNE State the importance of respecting the religious beliefs of others.</p> <p>4- CMLS-EDNE Recognize that Jews and Muslims share our belief in one God (Monotheism).</p> <p>4 CMLS-EDNE Recognize Muslims as those who reverence God and who adhere to the religion of Islam.</p> <p>4 CMLS-EDNE Identify God’s chosen people as the descendants of Abraham, which is the common heritage of Jews, Christians and Muslims.</p> <p>4- CMLS-EDNE Realize we are all called to proclaim the Good News of Jesus Christ by the way we live and act.</p> |

RELIGION STANDARDS - AUGUST 2020

GRADES: 5, 6

How to read the standards –
 PK-KF-R: (PK), Grade Level, (KF) Knowledge of the Faith, (R) Essential Concept
 Statements written in blue refer to Scripture

| | | |
|--------------------|------------------------|---------------------------|
| Essential Concepts | Fifth Grade Sacraments | Sixth Grade Old Testament |
|--------------------|------------------------|---------------------------|

TASK OF CATECHESIS 1 – KNOWLEDGE OF THE FAITH: *Students explore, profess and reflect on our Catholic faith, which is the content of God’s revelation found in Sacred Scripture and Sacred Tradition and lived out in the Creed and Church doctrine.*

| | | |
|--|--|--|
| <p>KF-R REVELATION [36-141, 290-315, 325-354]</p> <p><u>Scripture:</u> Gen. 1:1-31, 2:1-25 Eph. 1:7-10 Rom. 1:20</p> | <p>5-KF-R Define natural law and explain why all people are bound to observe the natural law.</p> <p>5-KF-R Identify ways God desires to reveal Himself to us in Scripture and Tradition.</p> <p>5-KF-R Recognize that faith is a gift from God that calls us to respond to His plan for us.</p> <p>5-KF-R Recognize God continues to reveal Himself through apostolic tradition.</p> | <p>6- KF-R Recall and explain the concept of natural law.</p> <p>6-KF-R Locate and cite passages in the Old Testament that highlight God’s desire to reveal Himself to us.</p> <p>6-KF-R Recall the transmission of divine revelation that continues through apostolic tradition.</p> |
| <p>KF-R-1 Sacred Scripture [101-141]</p> <p><u>Scripture:</u> Gen. 6:9-9:17; 15:1-21 Ex. 16:1-35 Jn. 1:1-7; 6:32-58 1 Cor. 10:16-18 2 Cor. 4:1-6 1 Sam. 16:1-13</p> | <p>5-KF-R-1 List the outward signs of each Sacrament and locate stories from Scripture that refer to these liturgical elements, e.g. water, manna, oil, laying on of hands, light.</p> <p>5-KF-R-1 Articulate how frequent participation in the Sacraments strengthens their Covenant relationship with God.</p> <p>5-KF-R-1 Identify psalms that are part of the Liturgy of the Hours, mornings and evenings.</p> | <p>6-KF-R-1 Understand the concepts of inerrancy, Canon of Scripture and inspiration of the Holy Spirit with Sacred Scripture.</p> <p>6-KF-R-1 Understand that by apostolic tradition the Church discerned which books are included in the Bible.</p> <p>6-KF-R-1 Learn and articulate how the “Word of God” is revealed in Scripture and through Jesus in the Incarnation, “Word made flesh”.</p> <p>6-KF-R-1 Identify psalms that are part of the Liturgy of the Hours, morning and evening prayers.</p> |
| <p>KF-R-2 Salvation History [50-73]</p> | <p>5-KF-R-2 Associate God’s saving love throughout Salvation History with our sacramental life.</p> | <p>6-KF-R-2 Know the names of the 46 books and categories of the Old Testament.</p> |

RELIGION STANDARDS - AUGUST 2020

GRADES: 5, 6

How to read the standards –
 PK-KF-R: (PK), Grade Level, (KF) Knowledge of the Faith, (R) Essential Concept
 Statements written in blue refer to Scripture


| Essential Concepts | Fifth Grade Sacraments | Sixth Grade Old Testament |
|--|--|---|
| <p>Scripture: Ex. 2: 1-10; 3:1-17; 12:1-20; 12:21-28; 14:5-9; 19:16-20:17; 24:1-12 Is: 50:4-9 Josh. 6:1-27 Judges 4:1-16; 16:4-30 Rth. 1:1-22; 3:1-4:17</p> | <p>5-KF-R-2 Retell events from Salvation History that form the basis of our sacramental life: Exodus Story, Passion and Death of Jesus</p> | <p>6-KF-R-2 Name the categories of the Old Testament as Pentateuch, Historic, Wisdom or Prophets and locate where each can be found in the Bible.</p> <p>6-KF-R-2 Explain the covenant relationship of Old Testament is foundational to the Christian faith.</p> <p>6-KF-R-2 Identify instances of suffering and the promise of a redeemer in the Old Testament: e.g. Moses, Joseph.</p> <p>6-KF-R-2 Recount the story and theme of the Journey to the Promised Land; describe the importance of Moses, the Law – the Ten Commandments, and the Covenant as guidelines to moral living and freedom.</p> <p>6-KF-R-2 Compare, contrast the Exodus events to the readings and blessing of the Baptismal water during the Easter Vigil.</p> <p>6-KF-R-2 Describe the meaning behind the facts in the Historic Books.</p> <p>6-KF-R-2 Describe the Wisdom Books and the theme of human life.</p> <p>6-KF-R-2 Understand that the prophets formed God’s people in the hope of salvation of a new and everlasting Covenant.</p> <p>6-KF-R-2 Examine Old Testament scripture passages where the Israelites chose or failed to choose to be in right relationship with God, e.g. Exodus, Joshua, Judges, Ruth.</p> |
| <p>KF-R-3 Christology [74-100]</p> <p>Scripture:</p> | <p>5-KF-R-3 Identify and develop an understanding of Christ as portrayed in the Sunday Gospel.</p> | <p>6-KF-R-3 Trace God’s promise of a Savior, from the Fall of Adam and Eve to King David.</p> |

RELIGION STANDARDS - AUGUST 2020

GRADES: 5, 6

How to read the standards –
 PK-KF-R: (PK), Grade Level, (KF) Knowledge of the Faith, (R) Essential Concept
 Statements written in blue refer to Scripture

| Essential Concepts | Fifth Grade Sacraments | Sixth Grade Old Testament |
|--|---|---|
| <p>Mt. 1:18-2:15 Mk.15:16 Lk 1:26-38; 2:1-20; 2:41-52 John 1:14 John 3:16-18; 6:32-58</p> | <p>5-KF-R-3 Describe the power of Jesus to heal and to forgive in the Sunday Gospel.</p> <p>5-KF-R-3 Articulate the significance of the miracle of the loaves and fishes.</p> <p>5-KF-R-3 Explain how Jesus, the Bread of Life, nourishes them in the Eucharist.</p> <p>5-KF-R-3 Articulate how each Sacrament helps them to see, celebrate and live as Christ taught.</p> | <p>6-KF-R-3 Describe how Jesus fulfills the promises made in the Old Testament (typology).</p> <p>6-KF-R-3 Retell stories from the Old Testament in which God interacts with people to bring them to new life.</p> |
| <p>KF-T TRINITY: CREATOR, REDEEMER, SANCTIFIER [249-324]</p> <p>Scripture: Gen. 1:1-31, 2:1-25</p> | <p>5-KF-T Recognize that all three persons of the Trinity are present in all of the Sacraments.</p> <p>5-KF-T Identify Trinity in the Nicene and Apostles Creed.</p> <p>5-KF-T Name Jesus as God the Son and Savior who is both human and divine.</p> <p>5-KF-T Pray for guidance to God the Holy Spirit.</p> <p>5-KF-T Articulate how the Church calls upon the Holy Spirit in each of the Sacraments.</p> <p>5-KF-T Identify liturgical moments when they revere the Trinity (i.e. Holy Spirit called down upon the gifts of bread and wine.)</p> | <p>6-KF-T Identify the Three Persons of the Trinity in the creation story of the Old Testament, Genesis 1: 1-5.</p> <p>6-KF-T Describe how Jesus fulfills the promises made in the Old Testament.</p> <p>6-KF-T Describe how Jesus is always present with the Father.</p> <p>6-KF-T Articulate how the Holy Spirit helps us understand God’s presence within each person.</p> |
| <p>KF-C. CREED [185-1065]</p> <p>Scripture: Rom 3:23-24</p> | <p>5-KF-C Define the term “creed” as professions of belief and recall that the Nicene Creed is recited at Mass and the Apostles Creed is part of the rosary.</p> | <p>6-KF-C Understand our core belief in the Trinity, the One God of the Old and the New Testament and Jesus, as the promised messiah/redeemer as core beliefs expressed in the Creed.</p> |



RELIGION STANDARDS - AUGUST 2020

GRADES: 5, 6

How to read the standards –
 PK-KF-R: (PK), Grade Level, (KF) Knowledge of the Faith, (R) Essential Concept
 Statements written in blue refer to Scripture

| Essential Concepts | Fifth Grade Sacraments | Sixth Grade Old Testament |
|---|--|--|
| <p>Eph. 1:7-10 Heb 9:11-28</p> | <p>5-KF-C Recognize faith is a gift that calls us to believe and to follow the teaching of our Church as stated in the creeds.</p> | <p>6-KF-C Recall that faith is a gift that calls us to believe and to follow the teaching of our Church.</p> |

RELIGION STANDARDS - AUGUST 2020

GRADES: 5, 6

How to read the standards –
 PK-KF-R: (PK), Grade Level, (KF) Knowledge of the Faith, (R) Essential Concept
 Statements written in blue refer to Scripture

| | | |
|---------------------------|-------------------------------|----------------------------------|
| Essential Concepts | Fifth Grade Sacraments | Sixth Grade Old Testament |
|---------------------------|-------------------------------|----------------------------------|

TASK OF CATECHESIS 2 – LITURGICAL EDUCATION: *Students recognize the presence of Christ and enter into communion with Him through active, full and conscious participation in the Liturgical celebrations and Sacraments of the Church.*

| | | |
|--|--|---|
| <p>LE-E Eucharist Who, how, when, and where the Mass is celebrated [1135-1167, 1322-1419]</p> <p><u>Scripture:</u> Gen. 15:1-21; 22:1-18 Ex. 2:1-10; 3:1-17; 12:1-14; 20:3-11 Jn. 6:32:58 Heb. 7:1-28</p> | <p>5-LE-E Understand liturgy as the public worship central to the life of the Church and has four parts: <u>Introductory Rites, Liturgy of the Word, Liturgy of the Eucharist, Concluding Rites.</u></p> <p>5-LE-E Articulate how participating in the prayer of the church (liturgy) opens us to hear God’s voice.</p> <p>5-LE-E Identify the two central parts of the Mass: <u>Liturgy of the Word</u> and <u>Liturgy of the Eucharist.</u></p> <p>5-LE-E Describe the <u>Eucharistic Prayers</u> used at Mass.</p> <p>5-LE-E Recall the term and concept of <u>transubstantiation</u> and associate it with the <u>Real Presence</u> of Christ in the Sacrament of the Eucharist.</p> <p>5-LE-E Explain how the Body and Blood of Christ nourish us in the Eucharist.</p> <p>5-LE-E Explain the “sending forth” segment of the Mass.</p> <p>5-LE-E Appreciate and participate in worship of Eucharist at Mass and devotions outside Mass such as <u>Exposition</u> and <u>Benediction.</u></p> <p>5-LE-E Explain how, Jesus the Bread of Life, nourishes them in the Eucharist.</p> | <p>6-LE-E Participate actively and prayerfully in Eucharistic liturgies.</p> <p>6-LE-E Identify the principal parts of the Mass as well as prayers and actions in each part.</p> <p>6-LE-E Understand the <u>Liturgy of the Word</u> and <u>Liturgy of the Eucharist</u> as central parts of the Mass.</p> <p>6-LE-E Explain the concept of <u>transubstantiation</u> and associate it with the <u>Real Presence</u> of Christ in the Eucharist.</p> <p>6-LE-E Recall when passages from the Old Testament are read during Mass (<u>Liturgy of the Word.</u>)</p> <p>6-LE-E Recognize the <u>cycle of readings</u> in the <u>Lectionary</u> that is used at Mass.</p> <p>6-LE-E Recognize <u>Psalms</u> as <u>liturgical prayers.</u></p> <p>6-LE-E. Connect <u>Lamb of God</u> themes from the <u>Passover</u> story in Exodus, the <u>Last Supper</u> and the <u>Eucharist.</u></p> <p>6-LE-E Connect the themes from the Last Supper and the Eucharist to the sacrifices of Abraham, Melchisedek, and Moses.</p> <p>6-LE-E As a class, with guidance from the teacher, prepare a liturgy based on a chosen theme or feast day, including choice of readings, creation of intercessory prayers, and music.</p> |
|--|--|---|

RELIGION STANDARDS - AUGUST 2020

GRADES: 5, 6

How to read the standards –
 PK-KF-R: (PK), Grade Level, (KF) Knowledge of the Faith, (R) Essential Concept
 Statements written in blue refer to Scripture

| Essential Concepts | Fifth Grade Sacraments | Sixth Grade Old Testament |
|---|---|--|
| | <p>5-LE-E Recognize the Eucharist as the source and summit of our Catholic faith.</p> <p>5-LE-E Participate fully in the Eucharist with liturgical gestures and responses.</p> <p>5-LE-E As a class, with guidance from the teacher, prepare a liturgy based on a chosen theme or feast day, including choice of readings, creation of intercessory prayers, and music.</p> | |
| <p>LE-S. CELEBRATION OF THE SEVEN SACRAMENTS [1210-1666]</p> <p><u>Scripture</u> Gen. 6:9-9:17; 15:1-21 Ex. 16:1-35 Jn. 1:1-7; 6:32-58 1 Cor. 10:16-18 2 Cor. 4:1-6 1 Sam. 16:1-13</p> | <p>5- LE-S Recognize Christ’s great gift of the seven sacraments he has given to the Catholic Church.</p> <p>5- LE-S Define sacrament in own words, rephrasing the CCC definition.</p> <p>5- LE-S Define the Seven Sacraments and categorize them into Sacraments of Initiation, Healing, and the Sacraments at the Service of Communion.</p> <p>5- LE-S Know the outward signs, symbols, rite, ministers and effects of each sacrament.</p> <p>5- LE-S Understand how God’s sanctifying grace is revealed in the sacraments.</p> <p>5- LE-S Explain why the sacraments are important to Catholics.</p> <p>5-LE-S. Explain how regular participation in the Sacraments of Eucharist and Reconciliation help us grow in virtue and holiness.</p> | <p>6- LE-S Explain what it means to live a life based on the sacraments.</p> <p>6- LE-S Articulate how the Sacraments strengthen their relationship with the Triune God.</p> <p>6- LE-S Review Old Testament stories that provide the foundations to the Sacraments today.</p> |

RELIGION STANDARDS - AUGUST 2020

GRADES: 5, 6

How to read the standards –
 PK-KF-R: (PK), Grade Level, (KF) Knowledge of the Faith, (R) Essential Concept
 Statements written in blue refer to Scripture

| Essential Concepts | Fifth Grade Sacraments | Sixth Grade Old Testament |
|--|--|---|
| | <p>5- LE-S Articulate how the Sacraments draw each closer to Jesus and prepares each for life everlasting.</p> <p>5- LE-S Recognize that while sanctifying the individual person through the sacraments, the communal celebration sanctifies all members of the Church through God’s action and grace.</p> <p>5- LE-S Explain how each sacrament helps us to live as Christ taught.</p> | |
| <p>LE-S-1 Sacraments of Initiation [966-977, 1212-1419]</p> <p><u>Scripture</u> Ex. 12:1-20 Ex. 14:5-29; 16:1-35</p> | <p>5-LE-S-1 Explain the symbolism of the Baptismal Font and the Altar.</p> <p>5-LE-S-1 Demonstrate awareness of the Rite of Christian Initiation of Adults (RCIA) process and terms such as candidate and catechumenate.</p> <p>5-LE-S.1 Know and articulate the effects, symbols, minister, how the sacraments are celebrated and responsibilities flowing from receiving the Sacraments of Initiation.</p> | <p>6-LE-S-1 Connect Baptism to Noah’s Ark and the Crossing of the Red Sea.</p> <p>6-LE-S-1 Connect the Passover to Eucharist and the anointing of the Kings of Israel to Confirmation.</p> |
| <p>LE-S-2 Sacraments of Healing [979-987, 1420-1484]</p> <p><u>Scripture</u> Ex. 12:1-20 2 Sam 12: 7-15</p> | <p>5- LE-S-2 Describe the order and the essential elements and participate in the sacrament of Penance/Reconciliation: examination of conscience, confession, act of sorrow, resolution to not sin again, and absolution by a priest.</p> <p>5- LE-S-2 Identify the two Sacraments of Healing and connect each with healing stories in the Gospels and from own experience.</p> | <p>6- LE-S-2 Participate fully in the sacrament of Penance/Reconciliation: examination of conscience, confession, act of sorrow, resolution to not sin again, and absolution by a priest.</p> <p>6- LE-S-2 Relate and apply Old Testament events to the Sacraments of Healing – Penance/Reconciliation and Anointing of the Sick.</p> <p>6-LE-S-2 Describe how the story of Nathaniel challenging King David is a model of God’s mercy. (2 Sam.)</p> |

RELIGION STANDARDS - AUGUST 2020

GRADES: 5, 6

How to read the standards –
 PK-KF-R: (PK), Grade Level, (KF) Knowledge of the Faith, (R) Essential Concept
 Statements written in blue refer to Scripture

| Essential Concepts | Fifth Grade Sacraments | Sixth Grade Old Testament |
|---|---|--|
| | | 6-LE-S-2 Identify psalms that express a desire for forgiveness of God’s mercy. |
| LE-S-3 Sacraments at the Service of Communion [1533-1666] <u>Scripture</u> Gen. 15:1-21; 22:1-18 Song of Songs 2:6 Heb. 7:17-25 | 5- LE-S-3 Articulate how the Sacraments at the Service of Communion are ways to serve God, the Church, and the broader human community. 5- LE-S-3 Articulate how the Sacrament of Marriage calls each spouse to model the love of the Trinity. 5- LE-S-3 Recognize and list the degrees of Holy Orders . | 6- LE-S-3 Relate and apply Old Testament events to the Sacraments at the Service of Communion – marriage and holy orders. 6- LE-S-3 Connect the sacrament of marriage to the second story of creation. 6- LE-S-3 Locate and cite stories describing marital fidelity that model God’s faithfulness in the Old Testament: e.g., Sarah and Abraham, Song of Songs 2:6 |
| LE-LR-LITURGICAL RESOURCES: LE-LR-1. Liturgical Calendar [1163-1173] | 5- LE-LR-1 Articulate the names and colors of the liturgical year . 5- LE-LR-1 Celebrate and participate in various seasons of the liturgical year. 5- LE-LR-1 Explain the liturgical calendar in own words. | 6- LE-LR-1 Understand the liturgical year as a call to repentance , reflection and conversion , which are also expressed in the books of the Old Testament. 6- LE-LR-1 Understand how the date for Easter is determined. 6- LE-LR-1 Compare, contrast, and apply the Exodus event to the events in the readings and blessing of the baptismal water at the Easter Vigil Liturgy and the blessing of the baptismal water at every baptism. |
| LE-LR-2 Liturgical Symbols and Sacramentals [1179-1199, 1667-1679] <u>Scripture</u> Exodus | 5- LE-LR-2 Know the definition and effects of sacramental – holy objects and actions. 5- LE-LR-2 Recognize and name the liturgical symbols and sacramentals associated with each of the sacraments. 5-LE-LR-2 Know and define sacred vessels, vestments, liturgical books, liturgical environment and ministers used at Mass. | 6- LE-LR-2 Know the definition and effects of sacramental – holy objects and actions. 6- LE-LR-2 Research symbols and rituals of the Jewish tradition found in the Old Testament and compare and contrast with our Catholic symbols and rituals. 6- LE-LR-2 Recognize several examples of sacramentals: holy water, crucifix, blessed candles, Sign of the Cross , anointing with oil . |

RELIGION STANDARDS - AUGUST 2020

GRADES: 5, 6

How to read the standards –
 PK-KF-R: (PK), Grade Level, (KF) Knowledge of the Faith, (R) Essential Concept
 Statements written in blue refer to Scripture

| Essential Concepts | Fifth Grade Sacraments | Sixth Grade Old Testament |
|--|---|--|
| | <p>5-LE-LR-2 Incorporate sacramentals into daily life: rosaries, medals, crucifixes, blessed ashes, blessed palms, and use of holy water.</p> | |
| <p>LE-LR-3 Divine Office Liturgy of the Hours [1174-1178]</p> <p><i>Scripture:</i> Psalm 139, 95 Dn. 3:57-88 - Canticle of Daniel</p> | <p>5-LE-LR-3 As the teacher says, “God, come to my assistance,” make the Sign of the Cross and respond, “Lord, make haste to help me.” Offer the Glory Be/ Doxology for the Liturgy of the Hours. (See Prayers)</p> <p>5-LE-LR-3 With the teacher and classmates, antiphonally recite and pray Psalm 51.</p> <p>5-LE-LR-3 Experience the Liturgy of the Hours.</p> | <p>6-LE-LR-3 Know the invitatory and opening refrains for Morning Prayer and Evening Prayer and the Doxology used with the Liturgy of the Hours.</p> <p>6-LE-LR-3 Antiphonally pray psalms from the Liturgy of the Hours including those learned in previous grades, Psalm 95, and Canticle of Daniel.</p> |
| <p>LE-LR-4 Liturgical Rites: Weddings, [1621-1637], Funerals [988-1029, 1680-1690] and Blessings [1671-1673]</p> | <p>5-LE-LR-4 Associate the Paschal Mystery with Christian funerals as dying and rising to new life.</p> <p>5-LE-LR-4 Know the Sacrament of Matrimony signifies the union of Christ and the Church, giving the spouses the grace to love one another with the love with which Christ loved His Church.</p> | <p>6-LE-LR-4 Locate and cite passages from the Old Testament found in the <i>Book of Catholic Household Blessings.</i> (See Resources)</p> |

RELIGION STANDARDS - AUGUST 2020

GRADES: 5, 6

How to read the standards –
 PK-KF-R: (PK), Grade Level, (KF) Knowledge of the Faith, (R) Essential Concept
 Statements written in blue refer to Scripture

| | | |
|--------------------|------------------------|---------------------------|
| Essential Concepts | Fifth Grade Sacraments | Sixth Grade Old Testament |
|--------------------|------------------------|---------------------------|

TASK OF CATECHESIS 3 – MORAL EDUCATION: *Students develop a moral conscience that is informed by Church teachings and conformed to Christ, as modeled in a personal life of virtue and demonstrated in service of the Gospel’s demands for society.*

| | | |
|---|---|--|
| ME-HP- THE HUMAN PERSON [1691-1876] | <p>5-ME-HP Recognize that all people are created by God with a capacity to know and respond to His will for our lives.</p> <p>5-ME-HP Recognize that faith is a life-long journey where we are strengthened by the grace of the Sacraments to fulfill God’s will for our lives.</p> | <p>6-ME-HP Locate and cite passages from the Old Testament where people expressed a capacity and desire (longing) for God</p> |
| <p>ME-HP-1. Made in the image of God – Foundation of Human Dignity [355-368,1004,1700-1876]</p> <p><u>Scripture</u> Gn. 1:1-2:3</p> | <p>5-ME-HP-1 Understand to love is to will the good of another.</p> <p>5-ME-HP-1 Recognize that the grace we receive in the sacraments prepares our souls for eternal life with God. (sanctifying grace).</p> <p>5-ME-HP-1 Articulate that each human person has a soul that will live forever.</p> <p>5-ME-HP-1 Recognize that moral life is a spiritual worship.</p> | <p>6-ME-HP-1 Articulate the message of the creation stories in the Bible.</p> <p>6-ME-HP-1 Associate the creation stories of humanity to the concept of human dignity.</p> <p>6-ME-HP-1 Give examples of treating yourself and others with respect.</p> <p>6-ME-HP-1 Understand that we are called to reflect on our moral choices.</p> |
| <p>ME-HP-2 Made for Happiness with God, Beatitudes [1218-1229, 1716-1717]</p> <p><u>Scripture</u> Gen. 12:1-9; 15:1-21; 22:1-8; 37:1-36; 45:1-28; 6:9-9:17 Dan. 6:1-23</p> | <p>5-ME-HP-2 Name the Beatitudes and describe how to practice them in daily life.</p> <p>5-ME-HP-2 Identify the Eight Beatitudes as Jesus’ teaching about the Kingdom and moral goodness.</p> <p>5-ME-HP-2 Identify the four levels of happiness and how the Beatitudes help us achieve happiness through the grace of God</p> | <p>6-ME-HP-2 Compare and relate the Ten Commandments to the Beatitudes in the New Testament.</p> <p>6-ME-HP-2 Describe Old Testament people who found authentic happiness when following God, e.g. Daniel in Lion’s Den; Joseph in Genesis; Noah; Abraham and Sarah.</p> |

RELIGION STANDARDS - AUGUST 2020

GRADES: 5, 6

How to read the standards –
 PK-KF-R: (PK), Grade Level, (KF) Knowledge of the Faith, (R) Essential Concept
 Statements written in blue refer to Scripture

| Essential Concepts | Fifth Grade Sacraments | Sixth Grade Old Testament |
|---|---|--|
| <p>Mt. 5:3-10 Lk 6:20-26</p> <p>ME-HP-3 Human Freedom and Conscience Formation [1030-1037, 1730-1803]</p> <p><u>Scripture</u> Gn. 3:1-24; 4:1-6; 11:1-9 Ex. 3:1-7 Rth. 1:1-22; 3:1-4:17 Est. 4:12-30 Job 38:1-41</p> | <p>5- ME-HP-3 Describe why and how formation of conscience is a vital part of celebrating the Sacrament of Reconciliation.</p> <p>5- ME-HP-3 Demonstrate their knowledge of a method to examine their conscience.</p> <p>5- ME-HP-3 Identify the part in the Mass where we are asked to examine our conscience.</p> <p>5- ME-HP-3 Describe why sin offends God and neighbor and is a failure to love</p> <p>5- ME-HP-3 Explain consequences of making sinful choices.</p> <p>5- ME-HP-3 Recognize the necessary conditions for sin and its consequences.</p> <p>5- ME-HP-3 Understand and explain how Reconciliation, received with the right disposition, frees us from sins committed after Baptism.</p> <p>5- ME-HP-3 Participate in Sacrament of Reconciliation.</p> | <p>6-ME-HP-3 Practice an examination of conscience.</p> <p>6- ME-HP-3 State components of morally good: the desired action, the purpose or intention for doing the action, and the circumstances for making the choices.</p> <p>6- ME-HP-3 Articulate how the development of conscience as an informed inner voice that helps to distinguish between a morally good act or bad act.</p> <p>6- ME-HP-3 Practice making good moral decisions.</p> <p>6- ME-HP-3 Describe the Fall and the sinfulness of humanity as Original Sin: a reality of human existence.</p> <p>6- ME-HP-3 Give examples of suffering and promise in the Old Testament and in the world today and understand how sin damages our ability to live within a covenant.</p> <p>6- ME-HP-3 Explain how the story of Cain and Abel demonstrates the wounded nature of humanity and its effects.</p> <p>6- ME-HP-3 Describe Old Testament passages where people chose to follow God or chose to sin, e.g. Cain and Abel; Tower of Babel; Golden Calf; Ruth; Esther.</p> <p>6- ME-HP-3 Locate Old Testament passages demonstrating the mercy of God.</p> |

RELIGION STANDARDS - AUGUST 2020

GRADES: 5, 6

How to read the standards –
 PK-KF-R: (PK), Grade Level, (KF) Knowledge of the Faith, (R) Essential Concept
 Statements written in blue refer to Scripture

| Essential Concepts | Fifth Grade Sacraments | Sixth Grade Old Testament |
|---|--|---|
| | | <p>6-ME-HP-3 Experience the Examen to deepen our awareness of how we follow Christ in our daily lives. (See Resources.)</p> |
| <p>ME-HP-4 Covenant and the Ten Commandments [2052-2557]</p> <p><u>Scripture</u> Ex. 19:16-20:17; 24:1-12 Mt. 22:34:-40 Mk. 12:28-34</p> | <p>5-ME-HP-4 Name the Ten Commandments and describe situations that would break a commandment.</p> <p>5-ME-HP-4 State the two Great Commandments and identify how each of the sacraments assists us following the Commandments.</p> <p>5-ME-HP-4 Explain the implications of God’s covenant with the People of God.</p> | <p>6-ME-HP-4 Compare and contrast covenant with civil law.</p> <p>6-ME-HP-4 Explore the stories of a covenant people who sometimes chose or failed to choose the right relationship with God.</p> <p>6-ME-HP-4 Locate the Ten Commandments in the Old Testament and explain how these apply to living a moral life.</p> <p>6-ME-HP-4 Apply the Ten Commandments to situations in our lives.</p> <p>6-ME-HP-4 Identify which of the Ten Commandments are examples of natural law and which are God-given.</p> |
| <p>ME-HP-5 Virtues: Cardinal and Theological [1803-1845, 2656-2662]</p> <p><u>Scripture</u> Lk. 1:26-38; 6:20-26 Mt. 18:21-35</p> | <p>5-ME-HP-5 List the Cardinal Virtues and explain their effects on the life of a Christian.</p> <p>5-ME-HP-5 Recite and demonstrate ways to practice Theological Virtues.</p> | <p>6- ME-HP-5 Explain how leading a virtuous/moral life has a communal impact.</p> <p>6- ME-HP-5 Describe concrete ways to practice the Beatitudes.</p> <p>6- ME-HP-5 Be able to raise and share questions about suffering and promise in the Old Testament and in the world today.</p> <p>6- ME-HP-5 Connect each of the Cardinal and Theological Virtues with people from the Old Testament.</p> |
| <p>ME-HC THE HUMAN COMMUNITY [1877-1948, 2204-2213]</p> | <p>5-ME-HC Experience the sacraments as both a personal and communal way of deepening our life in Christ.</p> <p>5-ME-HC Show respect and care for the sacramental presence in each person.</p> | <p>6-ME-HC Reflect on the story of Cain and Abel to understand that we are our brother’s keeper.</p> <p>6-ME-HC Explain why leaders in the Old Testament had a responsibility to act morally.</p> |

RELIGION STANDARDS - AUGUST 2020

GRADES: 5, 6

How to read the standards –
 PK-KF-R: (PK), Grade Level, (KF) Knowledge of the Faith, (R) Essential Concept
 Statements written in blue refer to Scripture

| Essential Concepts | Fifth Grade Sacraments | Sixth Grade Old Testament |
|--|--|--|
| Scripture Gen. 4:1-6 | <p>5-ME-HC Identify current events that illustrate an injustice and lack of respect for the sacramental presence in each person.</p> | |
| <p>ME-HC-1. Personal and Social Sin [1846-1876]</p> <p>Scripture Gen. 2-3 2 Mac. 12:38-46</p> | <p>5- ME-HC-1 Recall examples of sinful actions and explain the consequences of choosing to sin.</p> <p>5-ME-HC-1 Understand the importance of praying for the “souls of the faithfully departed.” (See prayers.)</p> <p>5-ME-HC-1 Identify and explain the similarities and differences in the concepts of hell and purgatory.</p> <p>5- ME-HC-1 Explore the terms social sin and associate this term with a problem in our society.</p> <p>5- ME-HC-1 Identify ways to alleviate problems of hunger, disease, poverty due to social sin.</p> <p>5- ME-HC-1 Define solidarity and Identify challenges to achieving this in our society.</p> | <p>6- ME-HC-1 Identify and describe Old Testament passages that are examples of personal and social sin.</p> <p>6- ME-HC-1 Reflect on the second story of creation and understand that sin separates us from God and one another.</p> <p>6-ME-HC-1 Recognize the importance of praying for those who have died.</p> <p>6- ME-HC-1 Describe how Original Sin continues to affect us personally and in society today.</p> |
| <p>ME-HC-2. Catholic Social Teachings – Consistent Ethic of Life, Love of Neighbor, and Corporal and Spiritual Works of Mercy [2419-2449]</p> | <p>5-ME-HC- 2 Understand what it means to be good stewards of God’s creation.</p> <p>5-ME-HC- 2 Define Catholic Social Teachings and how living these teachings can reduce social sin.</p> <p>5-ME-HC- 2 Relate Catholic Social Teachings with Jesus’ life and teachings.</p> <p>5-ME-HC- 2 Associate every right with a corresponding responsibility.</p> | <p>6-ME-HC-2 Explain the special place of human beings have as stewards of God’s creation.</p> <p>6-ME-HC- 2 Identify how the prophets called people to live with God given rights and responsibilities.</p> <p>6-ME-HC- 2 Using Scripture stories from the Old Testament (e.g. Ruth and Naomi) students identify examples of those who lived out their responsibility to care for God’s creation, the poor and vulnerable.</p> |

RELIGION STANDARDS - AUGUST 2020

GRADES: 5, 6

How to read the standards –
 PK-KF-R: (PK), Grade Level, (KF) Knowledge of the Faith, (R) Essential Concept
 Statements written in blue refer to Scripture

| Essential Concepts | Fifth Grade Sacraments | Sixth Grade Old Testament |
|---|--|--|
| <p><u>Scripture</u> Rth. 1:1-22; 3:1-4:17</p> | <p>5-ME-HC- 2 Identify ways to show respect for the work of others.</p> <p>5-ME-HC- 2 Evaluate how homework and home/classroom responsibilities help build respect for the value of work.</p> <p>5-ME-HC- 2 Determine ways to show appreciation for jobs of those in local community.</p> <p>5-ME-HC- 2 Participate in service projects and reflect on how service continues in building the Kingdom of God on earth.</p> | <p>6-ME-HC-2 Recognize while reading Sacred Scripture, that we are called to encounter, consider how we are called to change, and how we may respond to the encounter.</p> <p>6-ME-HC-2 Practice care of personal belongings, classroom, school building, and parish grounds.</p> <p>6-ME-HC-2 Relate the sacredness of all creation with the concept of stewardship in their classroom, school, and parish.</p> <p>6- ME-HC-2 Explain how the Works of Mercy are actions that answer God’s call to a loving relationship with Him.</p> |

RELIGION STANDARDS - AUGUST 2020

GRADES: 5, 6

How to read the standards –
 PK-KF-R: (PK), Grade Level, (KF) Knowledge of the Faith, (R) Essential Concept
 Statements written in blue refer to Scripture

| | | |
|--------------------|------------------------|---------------------------|
| Essential Concepts | Fifth Grade Sacraments | Sixth Grade Old Testament |
|--------------------|------------------------|---------------------------|

TASK OF CATECHESIS 4 – TEACHING TO PRAY: *Students experience and engage in Catholic expressions of prayer to deepen their relationship with God and the Church.*

| | | |
|---|--|--|
| P-IP THE UNIVERSAL CALL TO PRAYER, IMPORTANCE OF PRAYER [2558-2758] | <p>5-TP-UC Describe what it means to pray.</p> <p>5-TP-UC Demonstrate a reverential attitude for prayer and the value of silence in prayer.</p> <p>5-TP-UC Describe ways to prepare for prayer.</p> | <p>6-TP-UC Students prepare for prayer using the <u>Psalms</u>, the same prayer of Jesus and his <u>Apostles</u>.</p> <p>6-TP-UC Experience <u>Lectio Divina</u> as a model for praying the psalms, and prayed by Catholics across the globe. (See Resources.)</p> <p>6-TP-UC Demonstrate ways to prepare for prayer.</p> |
| <p>P-FP FORMS OF PRAYER (Blessing, Adoration Petition, Intercession Thanksgiving, Praise) [2623-2649]</p> <p><u>Scripture</u> Mt. 5:3-10 Lk. 1:46-55</p> | <p>5-TP-FP Demonstrate the ability to identify the various forms of prayer, <u>blessing, adoration, petition, intercession, thanksgiving, and praise.</u></p> <p>5-TP-FP Write an original prayer.</p> <p>5-TP-FP Understand the Psalms as prayers that formed part of the prayer life of Jesus and the Apostles.</p> <p>5-TP-FP Know the <u>Liturgy of the Hours</u> is comprised of Psalms from the Old Testament.</p> | <p>6-TP-FP Identify forms of prayer in the Old Testament: <u>blessing, adoration, petition, intercession, thanksgiving, and praise.</u></p> <p>6-TP-FP Describe Moses as a great intercessor.</p> <p>6-TP-FP Recognize <u>canticles</u> in the Bible, e.g. Magnificat, Luke 1.46-55, A Song of the Blessed, Matthew 5.3-1</p> <p>6-TP-FP Identify how prayer is a covenant relationship with God.</p> <p>6-TP-FP Know the <u>Liturgy of the Hours</u> is comprised of Psalms from the Old Testament.</p> <p>6-TP-FP Locate Old Testament passages which reference personal prayer.</p> |
| <p>P-EP EXPRESSIONS OF PRAYER (vocal meditation,</p> | <p>5-TP-EP Describe how the Jesus prayer can help them in their daily lives.</p> <p>5-TP-EP Participate in a variety of traditional devotions.</p> | <p>6-TP-EP Engage in four stages of <u>Lectio Divina.</u></p> <p>6-TP-EP Participate in a variety of traditional devotions.</p> |

RELIGION STANDARDS - AUGUST 2020

GRADES: 5, 6

How to read the standards –
 PK-KF-R: (PK), Grade Level, (KF) Knowledge of the Faith, (R) Essential Concept
 Statements written in blue refer to Scripture

| Essential Concepts | Fifth Grade Sacraments | Sixth Grade Old Testament |
|---|--|---|
| <p>contemplation, personal and share) [2700-2724]</p> | <p>5-TP-EP Engage in four stages of <u>Lectio Divina</u>.</p> | |
| <p>P-SP OUR FATHER: Summary of the Gospel [2746-2865]</p> <p><u>Scripture</u> Mt. 6:5-15 Lk. 11:1-13</p> | <p>5-TP-OF Recite and illustrate understanding of the “Our Father.”</p> <p>5-TP-OF Explain when and why the “Our Father” is prayed during the liturgy.</p> | <p>6-TP-OF Recite the “Our Father” and write about the requests we are making through the prayer.</p> <p>6-TP-OF Identify instances of <u>temptation</u> in the Old Testament and how praying the Our Father helps us when we are tempted.</p> |
| <p>P-DP DEVOTIONAL PRACTICES (e.g. Rosary, Stations of the Cross, Novenas) [1200-1209, 1674-1679, 2683-2696]</p> | <p>5-TP-EP Know by heart and find references for the <u>Joyful Mysteries</u>: Baptism of Jesus, Marriage Feast at Cana, Jesus Announces the Kingdom of God, Last Supper.</p> <p>5-TP-EP Articulate the history and purpose of the Rosary.</p> | <p>6-TP-EP Know and explain the <u>Luminous Mysteries</u>: Baptism of Jesus, Marriage Feast at Cana, Jesus Announces the Kingdom of God, Last Supper. Find Scriptural references to each.</p> |
| <p>P-PES. PRAYERS WE KNOW BY HEART, EXPERIENCE AND SHARE AT MASS</p> | <p>Prayers By Heart</p> <ul style="list-style-type: none"> • Joyful Mysteries • Jesus Prayer • Prayer for Souls of the Faithful Departed • Act of Faith <p>Prayers to Experience</p> <ul style="list-style-type: none"> • Silent prayer • Meditation • Lectio Divina • Rosary • Stations of the Cross | <p>Prayers By Heart</p> <ul style="list-style-type: none"> • Vocation Prayer • Glorious Mysteries • Act of Hope <p>Prayers to Experience</p> <ul style="list-style-type: none"> • Silent prayer • Meditation • Lectio Divina • Rosary • Stations of the Cross • The Examen |


RELIGION STANDARDS - AUGUST 2020

GRADES: 5, 6

How to read the standards –
 PK-KF-R: (PK), Grade Level, (KF) Knowledge of the Faith, (R) Essential Concept
 Statements written in blue refer to Scripture

| Essential Concepts | Fifth Grade Sacraments | Sixth Grade Old Testament |
|--------------------|--|---|
| | <ul style="list-style-type: none"> • Prayers of blessing, adoration, praise, intercession, thanksgiving, petition • One or more decades of the Rosary • Our Father • Hail Mary • Invitatory, Psalm(s) antiphonal style and Doxology from the Liturgy of the Hours – Psalm 139 • Spontaneous Prayer using “You, Who, Do Through” sequence <p>Shared at Mass - Mass Responses</p> <ul style="list-style-type: none"> • Sign of the Cross • And with your spirit • Confiteor • Alleluia • Responses after Scripture: Readings and Gospel • Preface Dialogue • Sanctus • The Mystery of Faith • Sign of Peace • Agnus Dei/Behold the Lamb of God • Amen • Confiteor • Gloria • Creed Nicene or Apostles • Invitation to Prayer | <ul style="list-style-type: none"> • Prayers of blessing, adoration, praise, intercession, thanksgiving, petition • One or more decades of the Rosary • Our Father • Hail Mary • Invitatory, Psalm(s) antiphonal style and Doxology from the Liturgy of the Hours – Psalm 95 and Canticle of Daniel (Dn 3:57-88) • Spontaneous Prayer using “You, Who, Do Through” sequence <p>Shared at Mass - Mass Responses</p> <ul style="list-style-type: none"> • Sign of the Cross • And with your spirit • Confiteor • Alleluia • Responses after Scripture: Readings and Gospel • Preface Dialogue • Sanctus • The Mystery of Faith • Sign of Peace • Agnus Dei/Behold the Lamb of God • Amen • Confiteor • Gloria • Creed Nicene or Apostles • Invitation to Prayer |

TASK OF CATECHESIS 5: THE LIFE, COMMUNITY AND HISTORY OF THE CHURCH: *Students study and participate in the life and mission of the church, the Body of Christ and the community of believers, as expressed in the Church’s origin, history, ecclesiology, the Communion of Saints and their family, the domestic church.*




RELIGION STANDARDS - AUGUST 2020

GRADES: 5, 6

How to read the standards –
 PK-KF-R: (PK), Grade Level, (KF) Knowledge of the Faith, (R) Essential Concept
 Statements written in blue refer to Scripture

| Essential Concepts | Fifth Grade Sacraments | Sixth Grade Old Testament |
|---|---|--|
| LCH.CH. THE CHURCH IN GOD’S PLAN [748-780] Church History [758-780] | 5-LCH-CH Explain how the Sacraments tie us to the History of the Church; the Kingdom of God is both here and yet to come. | 6-LCH-CH Review that we are called to be part of the Church. 6-LCH-CH Associate how Jewish traditions from the Old Testament provide the foundation for Christianity. |
| LCH-MC. MODELS OF THE CATHOLIC CHURCH: [781-810] | 5-LCH-MC Identify ways that the Sacraments offer grace filled opportunities and encouragement to join together, worship God, and serve God’s people. | 6-LCH-MC Distinguish between the three images of the church: People of God , Body of Christ , and Temple of the Holy Spirit . |
| LCH-MC-1. People of God [781-786] <u>Scripture</u> Acts 1: 5, 8 | 5-LCH-MC-1 Identify ways to show respect for all members of a community. | 6-LCH-MC-1 Explore the meaning of family and community in the Old Testament. 6-LCH-MC-1 Review the Catholic Church as a worldwide, apostolic community. |
| LCH-MC-2. Body of Christ [787-796] <u>Scripture</u> 1 Cor. 12:12-27 | 5 LCH-MC-2 Identify the church as the Mystical Body of Christ on earth. 5 LCH-MC-2 Recognize we are all members of the Body of Christ and are called to work together to build the Kingdom of God . | 6-LCH-MC-2 Name and describe selected Old Testament women who inspire us to lead holy lives: Deborah, Ruth, Esther. |
| LCH-MC- 3. Temple of the Holy Spirit [797-801] <u>Scripture</u> 1 Cor 6:19-20 | 5 LCH-MC-3 Associate the presence of the Holy Spirit within us and the importance of chastity. | 6- LCH-MC- 3 Explain why we respect our body and the bodies of others because we are all temples of the Holy Spirit. |



RELIGION STANDARDS - AUGUST 2020

GRADES: 5, 6

How to read the standards –
 PK-KF-R: (PK), Grade Level, (KF) Knowledge of the Faith, (R) Essential Concept
 Statements written in blue refer to Scripture

| Essential Concepts | Fifth Grade Sacraments | Sixth Grade Old Testament |
|---|--|--|
| LCH-MMC-. THE MYSTERY AND MARKS OF THE CHURCH: One, Holy, Catholic, and Apostolic [811-870] | <p>5 LCH-MMC Explain how the four marks of the Church help us build the Kingdom of God.</p> <p>5 LCH-MMC Associate the Sacraments as special events in the life of the Church that help identify her as one, holy, catholic and apostolic.</p> | <p>6 LCH-MMC Review that we are called to be part of the Church that is one, holy, catholic and apostolic.</p> <p>6 LCH-MMC Find the relationship between the development of faith in the Old Testament and the concept of apostolic tradition.</p> |
| LCH-CF-CHRIST’S FAITHFUL- HEIRARCHY, LAITY, CONSECRATED LIFE: [871-945] | | |
| LCH-CF-1. Church Order: The Hierarchy- Magisterium and Infallibility [874-896] <u>Scripture</u> Ex. 2:1-10; 24; 3:1-17; 12:1-28; 14: 5-29; 16:1-35; 19:16-20:17; 24:1-12 | <p>5-LCH-CF-1 Define the terms “magisterium” and “infallibility.”</p> | <p>6-LCH-CF-1 Identify roles of Old Testament leaders and associate them with the roles of the Hierarchy/Magisterium, e.g. Abraham, Moses, Isaac.</p> |
| LCH-CF.2. The Laity: Rights and Responsibilities [897-913, 2041] | <p>5- LCH-CF-2 Explain how the Precepts of the Church can encourage us to worship more fully as a community.</p> | <p>6- LCH-CF.2 Name and explain how to follow the Precepts of the Church.</p> <p>6- LCH-CF.2 Identify priest, prophet and king leaders in the Old Testament and associate them with lay ministries today.</p> |



RELIGION STANDARDS - AUGUST 2020

GRADES: 5, 6

How to read the standards –
 PK-KF-R: (PK), Grade Level, (KF) Knowledge of the Faith, (R) Essential Concept
 Statements written in blue refer to Scripture

| Essential Concepts | Fifth Grade Sacraments | Sixth Grade Old Testament |
|---|---|---|
| | <p>5-LCH-CF-2 Define how we share in the priestly, prophetic and kingly offices of the Church.</p> | |
| <p>LCH-CF.3 The Domestic Church [1655-58, 1666, 2204-2257, 2685]</p> <p>Scripture Ex. 20:12 Mt. 15:4</p> | <p>5-LCH-CF-3 Explain the concept of the domestic church as the place where children receive the first proclamation of the faith.</p> <p>5-LCH-CF-3 Identify how the Kingdom of God is lived out in families (domestic church), their parish, the local Church, Archdiocese and the universal Church.</p> | <p>6-LCH-CF-3 Identify and examine examples of the domestic church in Old Testament stories.</p> |
| <p>LCH-CF-4. THE UNIVERSAL CALL TO HOLINESS [2013-2014,2028,2813]</p> <p>Scripture Lev. 11:44 Eph. 1:3-4; 4:1-6 Pet. 1:15-16</p> | <p>5-LCH-CF-4 Describe how participation in the sacraments help us lead a holy life.</p> | <p>6-LCH-CF-4 Identify and describe qualities of holy people from the Old Testament as models for our lives.</p> |
| <p>LCH-CF-5. VOCATION: MARRIAGE, PRIESTHOOD, RELIGIOUS LIFE</p> | <p>5- LCH-CF-5 Identify qualities of people who joyfully live out the vocation of Marriage.</p> | <p>6- LCH-CF-5 Understand and explain how prayer helps us discern our vocation and connect with calling stories from the Old Testament.</p> <p>6- LCH-CF-5 Define the following types of vocations: ordained; consecrated; lay faithful.</p> |

RELIGION STANDARDS - AUGUST 2020

GRADES: 5, 6

How to read the standards –
 PK-KF-R: (PK), Grade Level, (KF) Knowledge of the Faith, (R) Essential Concept
 Statements written in blue refer to Scripture


| Essential Concepts | Fifth Grade Sacraments | Sixth Grade Old Testament |
|--|---|---|
| <p>[914-933]</p> <p>Scripture Gen. 12:1-9 Gen. 3:1-10</p> | <p>5- LCH-CF-5 Identify the Sacraments of Vocation/Service and explain how ordained and married persons are called to proclaim, serve, and witness.</p> <p>5- LCH-CF-5 Recognize the vocation to consecrated life and provide examples of this calling.</p> <p>5- LCH-CF-5 Recognize God’s call to be ordained: deacon, priest, bishop.</p> <p>5- LCH-CF-5 Pray for the diocesan (archdiocesan) seminarians by name.</p> | |
| <p>LCH-CS- COMMUNION OF SAINTS [946-962]</p> | <p>5-LCH-CS Be familiar with the story of the parish patron saint and celebrate the feast day.</p> <p>5-LCH-CS Realize that saints come from all walks of life.</p> <p>5-LCH-CS Recognize the particular charism of religious communities within a parish.</p> <p>5-LCH-CS Identify several Saints who devoted themselves to the sacramental life of the Church and inspire us to lead good lives.</p> <p>5-LCH-CS Identify, research and describe several selected Saints from different historical periods in the Church, share how their lives are examples of God’s call to service, explain their appreciation for the sacraments and reflect on how their lives fostered the growth of the Church.</p> | <p>6-LCH-CS Celebrate the feast day of the parish patron saint.</p> <p>6-LCH-CS Give examples of saints who lived out their covenant relationship with God.</p> |

RELIGION STANDARDS - AUGUST 2020

GRADES: 5, 6

How to read the standards –
 PK-KF-R: (PK), Grade Level, (KF) Knowledge of the Faith, (R) Essential Concept
 Statements written in blue refer to Scripture

| Essential Concepts | Fifth Grade Sacraments | Sixth Grade Old Testament |
|--|---|--|
| <p>LCH-Mary MARY AS MODEL OF CHURCH [148-149, 963-975, 2673-2682]</p> <p><u>Scripture</u> Lk. 1:26-55 Jn. 19:25-27</p> | <p>5- LCH-Mary Articulate the titles and symbols of Mary. (Resource: Litany of Loreto)</p> <p>5- LCH-Mary Understand the implications of Mary’s “Yes!” to God’s will as a model for our lives.</p> <p>5- LCH-Mary Celebrate days in honor of Mary; pray Marian prayers.</p> | <p>6- LCH-Mary Understand Mary as the first disciple and model of the Church.</p> <p>6- LCH-Mary Recognize titles of Mary as she is celebrated throughout the liturgical calendar.</p> <p>6- LCH-Mary Name and describe some Old Testament people who modeled some of the same qualities of Mary, e.g. Deborah, Hannah, Ruth, Esther, Sarah, Hannah, Noah, Abraham, Moses, Joseph in Genesis. (See Scripture Recommendations.)</p> |



RELIGION STANDARDS - AUGUST 2020

GRADES: 5, 6

How to read the standards –
 PK-KF-R: (PK), Grade Level, (KF) Knowledge of the Faith, (R) Essential Concept
 Statements written in blue refer to Scripture

| | | |
|--------------------|------------------------|---------------------------|
| Essential Concepts | Fifth Grade Sacraments | Sixth Grade Old Testament |
|--------------------|------------------------|---------------------------|

TASK OF CATECHESIS 6: THE CHURCH’S MISSIONARY LIFE AND SERVICE: *Students acquire and demonstrate skills to recognize their gifts from God and their vocation to share the good News of Jesus Christ in word and deed in the world.*

| | | |
|--|--|--|
| <p>CMLS-BCD BAPTISMAL CALL AND DISCIPLESHIP (the mandate to go forth) [816-849]</p> <p><u>Scripture</u> Mt. 9:10-13; 28:16-20 Mk. 16:15-18 1 Sam. 3:1-10 1 Kings 3:4-15</p> | <p>5- CMLS-BCD Increase understanding of discipleship as following Jesus and living out the Gospel message – Mt. 28 – The Great Mandate to go forth.</p> <p>5- CMLS-BCD Demonstrate ways that the grace received in the sacraments can help you witness your faith in your daily life.</p> <p>5- CMLS-BCD Articulate understand that all Christians follow Jesus as the Way, the Truth and the Life.</p> | <p>6- CMLS-BCD Explore how Old Testament prophets resisted and then responded to God’s call.</p> |
| <p>CMLS-SS CALL TO STEWARDSHIP AND SERVICE: Catholic social teaching about the common good [2419-2422]</p> | <p>5- CMLS-SS Care for the gift of our bodies.</p> <p>5- CMLS-SS Participate with their class in discerning the gifts of their classroom community and in giving thanks for these gifts.</p> <p>5- CMLS-SS List ways that one is called to respond as a responsible steward, given the knowledge that all creation is sacred.</p> <p>5- CMLS-SS Define steward through the understanding of donating one’s time, talent, and treasure.</p> | <p>6-CMLS-SS Reflect and pray to make good decisions that care for God's gifts.</p> <p>6-CMLS-SS Locate Old Testament people who worked for justice and the common good.</p> <p>6-CMLS-SS Participate in service projects inspired from the Old Testament people who demonstrated stewardship of creation.</p> <p>6- CMLS-SS Give examples of how Christians can be “prophets” in society.</p> |



RELIGION STANDARDS - AUGUST 2020

GRADES: 5, 6

How to read the standards –
 PK-KF-R: (PK), Grade Level, (KF) Knowledge of the Faith, (R) Essential Concept
 Statements written in blue refer to Scripture

| Essential Concepts | Fifth Grade Sacraments | Sixth Grade Old Testament |
|---|---|--|
| CMLS-EDNE CALL TO ECUMENISM, INTERFAITH DIALOGUE AND THE NEW EVANGELIZATION [848-849,927-933,95,2044,2472] | <p>5- CMLS-EDNE Define <u>ecumenism</u> as the call to Christian unity.</p> <p>5 CMLS-EDNE Articulate that all people are made in the image and likeness of God and express their belief in God in different ways.</p> <p>5 CMLS-EDNE Share faith with others.</p> <p>5 CMLS-EDNE Recognize that the Sacraments are key moments that give us grace to witness to our faith.</p> | <p>6 CMLS-EDNE Understand that people express their belief in God in different ways.</p> <p>6 CMLS-EDNE Recognize different Christian and non-Christian traditions.</p> <p>6 CMLS-EDNE Identify ways to show respect for the various faith traditions and show awareness that we respect others because God loves us all.</p> <p>6- CMLS-EDNE Name some of the communions of the Christian church that share the belief of Baptism in the Triune God.</p> <p>6- CMLS-EDNE Identify Judaism as Jesus’ faith and culture, and understand that those responsible for Jesus’ death are those who rejected his teachings.</p> <p>6- CMLS-EDNE Understand the meaning of <u>monotheism</u> and know which religions share this belief.</p> |

RELIGION STANDARDS - AUGUST 2020

GRADES: 7, 8

How to read the standards –
 PK-KF-R: (PK), Grade Level, (KF) Knowledge of the Faith, (R) Essential Concept
 Statements written in blue refer to Scripture

| | | |
|---------------------------|--|--|
| Essential Concepts | Seventh Grade New Testament | Eighth Grade Church History, Morality |
|---------------------------|--|--|

TASK OF CATECHESIS 1 – KNOWLEDGE OF THE FAITH: *Students explore, profess and reflect on our Catholic faith, which is the content of God’s revelation found in Sacred Scripture and Sacred Tradition and lived out in the Creed and Church doctrine.*

| | | |
|--|---|--|
| <p>KF-R REVELATION [36-141, 290-315, 325-354]</p> <p><u>Scripture:</u> Jn. 1:1-18 Gal. 3:23-29 Rom. 1:19-20 Eph. 1:7-10</p> | <p>7-KF-R Locate and cite passages in the New Testament that highlight God’s desire to reveal Himself to us.</p> <p>7-KF-R State the meaning of divine inspiration, magisterium, authentic interpretation of Scripture, canon and inerrancy.</p> <p>7-KF-R Understand that God reveals Himself over time and in human history.</p> <p>7-KF-R Describe how God’s Natural Law helps us listen to our own sacred story to follow Jesus Christ.</p> | <p>8-KF-R Trace God’s revelation over time and human history as the foundation of our faith as Christians.</p> <p>8-KF-R Define faith as a gift we receive from God through the Church that helps us to believe in and respond to God’s on-going revelation.</p> <p>8-KF-R Describe how faith is both a personal relationship with God and a free assent to the truth God has revealed.</p> <p>8-KF-R Experience how God’s revelation includes the Natural Law, which is written in the hearts of every person and helps us discern good and evil as disciples of Jesus Christ.</p> <p>8-KF-R Understand that revelation ended with the death of the last apostle, but continues to be transmitted through Apostolic Tradition.</p> |
| <p>KF-R-1. Sacred Scripture [101-141]</p> <p><u>Scripture:</u> Mt. 13:44-46; 19:13-15; 25:31-46</p> | <p>7-KF-R-1 Understand and explain the structure and organization of the New Testament.</p> <p>7-KF-R-1 List the twenty-seven books in the New Testament and where to find them.</p> <p>7-KF-R-1 Describe the distinction of the books of the New Testament separated into four categories: Gospels, Acts, Letters and Revelation.</p> <p>7-KF-R-1 Differentiate between divinely inspired truth and literal fact when interpreting Sacred Scripture.</p> | <p>8-KF-R-1 Understand how the Bible came to be written from the oral tradition to the canon of Scripture.</p> <p>8-KF-R-1 Describe the connection between Scripture and Tradition and the true faith we find in both that make up a single deposit of the Word of God.</p> <p>8-KF-R-1 Explain the role of the Holy Spirit in the writing and preaching of Sacred Scripture.</p> <p>8-KF-R-1 Describe how Catholics read the Bible within the living Tradition of the Church.</p> |

RELIGION STANDARDS - AUGUST 2020

GRADES: 7, 8

How to read the standards –
 PK-KF-R: (PK), Grade Level, (KF) Knowledge of the Faith, (R) Essential Concept
 Statements written in blue refer to Scripture

| Essential Concepts | Seventh Grade New Testament | Eighth Grade Church History, Morality |
|--|--|---|
| | <p>7-KF-R-1 Find characteristics of God’s Kingdom in the New Testament.</p> <p>7-KF-R-1 Cite different teachings from the New Testament concerning the <u>Paschal Mystery</u> and <u>discipleship</u>.</p> <p>7-KF-R-1 Describe the distinction of the books of the New Testament separated into four categories: Gospels, Acts, Letters and Revelation.</p> <p>7-KF-R-1 Compare and contrast the <u>Infancy Narratives</u> in Matthew and Luke.</p> <p>7-KF-R-1 Identify the “<u>Catholic Letters</u>” in the New Testament: Letter of James, Peter 1 and 2, John 1, 2, and 3, Jude.</p> <p>7-KF-R-1 Define the term “<u>tradition</u>” as it is used in the Catholic Church.</p> | |
| <p>KF-R-2 Salvation History [50-73]</p> <p><u>Scripture</u> Acts 2:1-42</p> | <p>7-KF-R-2 Locate and cite passages in the New Testament related to key events in Salvation History.</p> <p>7-KF-R-2 Define the <u>Incarnation</u>.</p> | <p>8-KF-R-2 Demonstrate an understanding of <u>Salvation History</u> and identify how the <u>Acts of the Apostles</u>, the epistles, and our lives today are a continuation of Salvation History.</p> <p>8-KF-R-2 Explain the importance of Pentecost in the history of the Church.</p> |
| <p>KF-R-3 Christology [74-100]</p> <p><u>Scripture</u> Mt. 1:18-2:15; 13:3-9</p> | <p>7-KF-R-3. Exhibit an understanding that Jesus fulfills the promises made in the Old Testament. (<u>typology</u>)</p> <p>7-KF-R-3 Understand the importance of the <u>genealogy</u> of Jesus found in Matthew 1.</p> | <p>8-KF-R-3 List and explain the ways the Church continues to teach as Jesus did.</p> <p>8-KF-R-3 Use the Gospels to understand Jesus’ ministry as one who teaches, forgives, and heals in the name of the Father.</p> |

RELIGION STANDARDS - AUGUST 2020

GRADES: 7, 8

How to read the standards –
 PK-KF-R: (PK), Grade Level, (KF) Knowledge of the Faith, (R) Essential Concept
 Statements written in blue refer to Scripture

| Essential Concepts | Seventh Grade New Testament | Eighth Grade Church History, Morality |
|--|---|---|
| <p>Lk 1:26-38; 2:1-20; 2:41-52; 24:1-53 Mk.15:16 John 1:14 John 3:16-18 1 Cor. 15:3-6 Acts 1:6-12</p> | <p>7-KF-R-3 Understand the role of John the Baptist as precursor to Jesus.</p> <p>7-KF-R-3 Compare the accounts of the suffering, death, and resurrection of Jesus found in the Gospels.</p> <p>7-KF-R-3 Retell stories from the New Testament in which Jesus is acknowledged as both divine and human. <u>(hypostatic union)</u></p> <p>7-KF-R-3 Explain the meaning of “<u>synoptic</u>” and how the synoptic Gospels differ from the Gospel of John.</p> <p>7-KF-R-3 Trace and compare the stories of the life, death, and Resurrection of Jesus found in the <u>Synoptic Gospels</u>.</p> <p>7-KF-R-3 Review and understand the appearances of Jesus after his resurrection found in the Gospels and in Acts.</p> <p>7-KF-R-3. Understand the purpose of parables in the ministry of Jesus.</p> <p>7-KF-R-3. Use the Gospels to understand Jesus’ ministry as one who teaches, forgives, and heals in the name of the Father.</p> | <p>8-KF-R-3 Explain the concept and importance of the <u>Incarnation, the Paschal Mystery, the Resurrection and Ascension</u> of Jesus Christ.</p> <p>8-KF-R-3 Describe how, inspired by the Holy Spirit, the Church continues the mission of Jesus and continues showing God’s everlasting love through living out the <u>Paschal Mystery</u>.</p> |

RELIGION STANDARDS - AUGUST 2020

GRADES: 7, 8

How to read the standards –
 PK-KF-R: (PK), Grade Level, (KF) Knowledge of the Faith, (R) Essential Concept
 Statements written in blue refer to Scripture

| Essential Concepts | Seventh Grade New Testament | Eighth Grade Church History, Morality |
|---|---|---|
| <p>KF-T TRINITY God the Father, Creator God the Son, Redeemer God the Holy Spirit, Sanctifier [249-324]</p> <p><u>Scripture</u> <u>Mt. 3:13-17</u> <u>Acts 2:1-42</u> <u>Ex. 3:1-17</u></p> | <p>7-KF-T Articulate that the central mystery of the Christian faith is the Holy Trinity, Father, Son, and Holy Spirit.</p> <p>7-KF-T Begin to recognize we can know characteristics of God, but our understanding of God will always be limited as our human words can never explain the mystery of God.</p> <p>7-KF-T Recall that although God is named Father, Son, and Holy Spirit, each is wholly and entirely God.</p> <p>7-KF-T Describe how through the love and life of Jesus Christ we have been redeemed by God’s mercy and love of the Holy Spirit.</p> <p>7-KF-T Name and define the characteristics of God: eternal, omniscient, omnipotent, and omnipresent.</p> <p>7-KF-T Describe the resurrection of the dead as essential to Christianity: We have risen with Christ in Baptism and participate in the life of the Risen Christ.</p> <p>7-KF-T Identify the actions of the Holy Spirit in the prayer of the Early Church.</p> <p>7-KF-T <u>Locate and cite passages in the New Testament that include all the person(s) of the Holy Trinity, e.g. Baptism of Christ; sending of the Paraclete.</u></p> | <p>8-KF-T Describe the Trinity as a complete unity without confusing the persons or dividing the substance of God.</p> <p>8-KF-T Recall that the divine persons are relative to one another, and that each is wholly and entirely God.</p> <p>8-KF-T Describe how God the Father sent the Son, Jesus, to redeem us and how the grace of the Holy Spirit continues to give us new life.</p> <p>8-KF-T <u>Describe how God is both transcendent (beyond our understanding) and immanent (existing within) illustrated by the Old Testament passage of Moses and the Burning Bush.</u></p> <p>8-KF-T Explore how the Holy Spirit continues to strengthen and animate the Church.</p> <p>8-KF-T List the Gifts of the Holy Spirit, the purpose of each gift, and identify outward expressions of those gifts.</p> <p>8-KF-T Identify the special charisms of the Church she receives from the Holy Spirit to accomplish its work.</p> |

RELIGION STANDARDS - AUGUST 2020

GRADES: 7, 8

How to read the standards –
 PK-KF-R: (PK), Grade Level, (KF) Knowledge of the Faith, (R) Essential Concept
 Statements written in blue refer to Scripture

| Essential Concepts | Seventh Grade New Testament | Eighth Grade Church History, Morality |
|---|--|--|
| <p>KF-C- CREED [185-1065]</p> <p><u>Scripture:</u> Heb. 2:4-14</p> | <p>7-KF-C Cite New Testament verses that are included in the <u>Apostles</u> and <u>Nicene Creeds</u>.</p> <p>7-KF-C Recognize the statement, “He descended into hell,” confesses that Jesus did really die and through his death for us conquered death and the devil “who has the power of death” (<i>Heb 2:14</i>).</p> <p>7-KF-C Articulate as a statement in the creeds the belief in the Trinity, the One God of the Old and New Testament, Father, as the creator of all; Jesus, as living, dying and rising to save us from our sins, and the Holy Spirit as the ongoing presence of God living in the Church and each of us.</p> | <p>8-KF-C Demonstrate the ability to individually pray the <u>Nicene</u> and <u>Apostles Creeds</u> as statements of belief.</p> <p>8-KF-C Explain the purpose of the Nicene Creed in the Mass.</p> <p>8-KF-C Recognize the Nicene Creed came from early Church <u>Ecumenical Councils</u>.</p> |

RELIGION STANDARDS - AUGUST 2020

GRADES: 7, 8

How to read the standards –
 PK-KF-R: (PK), Grade Level, (KF) Knowledge of the Faith, (R) Essential Concept
 Statements written in blue refer to Scripture

| | | |
|---------------------------|--|--|
| Essential Concepts | Seventh Grade New Testament | Eighth Grade Church History, Morality |
|---------------------------|--|--|

TASK OF CATECHESIS 2 – LITURGICAL EDUCATION: *Students recognize the presence of Christ and enter into communion with Him through active, full and conscious participation in the Liturgical celebrations and Sacraments of the Church.*

| | | |
|---|---|--|
| <p>LE-E. EUCHARIST Who, How, When, and Where the Mass is Celebrated [1135-1167, 1322-1419]</p> <p><u>Scripture:</u> Mt. 26:25-30 Mk. 14:12-26 Lk. 22:14-20 Jn. 6:32-58 Act 2:42-47</p> | <p>7-LE-E Articulate and demonstrate the meaning of full, active and conscious participation in the <u>liturgy</u>.</p> <p>7-LE-E Review and understand that the synoptic Gospels makeup the Cycles A, B and C of the readings during Sunday Mass and the use of John’s Gospel annually.</p> <p>7-LE-E Define <u>Lectionary</u>, <u>Sacramentary</u> and <u>Book of Blessings</u>.</p> <p>7-LE-E Experience the different <u>Eucharistic prayers</u> and cite New Testament scripture passages that pertain to the Eucharist.</p> <p>7-LE-E Associate <u>transubstantiation</u> to the Liturgy of the Eucharist.</p> <p>7-LE-E Associate the Last Supper with the Mass.</p> | <p>8-LE-E Recall and demonstrate the meaning of full, active and conscious participation in the <u>liturgy</u>.</p> <p>8-LE-E. Articulate how <u>Eucharist</u> is the <u>source and summit</u> of our faith.</p> <p>8-LE-E Describe all of the parts of the <u>Mass</u> and the role of the assembly.</p> <p>8-LE-E Describe how liturgy expresses diversity and maintains unity today.</p> <p>8-LE-E Explain the concept of <u>transubstantiation</u>.</p> |
| <p>LE-S CELEBRATION OF THE SEVEN SACRAMENTS [1210-1666]</p> | <p>7- LE-S Articulate how sacraments help us live a life of faith.</p> <p>7- LE-S <u>Recognize and give examples of how the Sacraments are rooted in the New Testament.</u></p> | <p>8-LE-S List ways to more fully participate in the sacramental life of the Church.</p> <p>8-LE-S Articulate how the Sacraments strengthen their relationships with God and the faith community and benefit both the individual and the community.</p> <p>8-LE-S Recall the matter, form, symbols and effects for each of the seven sacraments.</p> |

RELIGION STANDARDS - AUGUST 2020

GRADES: 7, 8

How to read the standards –
 PK-KF-R: (PK), Grade Level, (KF) Knowledge of the Faith, (R) Essential Concept
 Statements written in blue refer to Scripture

| Essential Concepts | Seventh Grade New Testament | Eighth Grade Church History, Morality |
|---|---|---|
| | | 8-LE-S Research and explain how the Church has been the custodian of sacraments. |
| LE-S-1 Sacraments of Initiation [966-977, 1212-1419] <u>Scripture:</u> Lk 3:21-23 Mk. 1:9-11 Mt. 3:13-17 Jn. 1:29-34; 3:5-8 2 Tim. 1:6 1 Jn. 2:20 | 7-LE-S-1 <u>Locate a New Testament passage that describes the Sacraments of Initiation.</u> 7-LE-S-1 Recognize Jesus’ baptism wherein the Holy Spirit anoints and God the Father proclaims Jesus as the “beloved” who will fulfill the mission of salvation. | 8-LE-S.1 Identify the importance of Baptism as the entryway to life as a Christian. 8-LE-S.1 Explain how participation in the Eucharist allows us to be given nourishment by Jesus to live out our call to be disciples. 8-LE-S-1 Describe a Eucharistic community as one in which its members seek to be nourished by Jesus and realize they are sent to serve. 8-LE-S-1 Associate the Sacrament of Confirmation with the Pentecost story. |
| LE-S-2 Sacraments of Healing [979-987, 1420-1484] <u>Scripture</u> Mk. 2:1-12; 18:15-20 Lk. 7:36-50 Jn. 5:1-18 2 Cor. 1:21-22 | 7-LE-S-2 <u>Find evidence of anointing and healing in the New Testament.</u> 7-LE-S-2 Prepare and participate in the Sacrament of Reconciliation and relate the importance of this sacrament now and throughout life. | 8-LE-S-2 Prepare for and participate in the Sacrament of Reconciliation and explain the importance of this sacrament throughout life. 8-LE-S-2 Observe and reflect on the Sacrament of Healing (Anointing). |
| LE-S-3 Sacraments at the Service of Communion [1533-1666] | 7-LE-S-3 Understand and explain that Catholic marriages are called to witness to the Trinitarian love of Christ. | 8-LE-S-3 Explain the connection between the Sacrament of Holy Orders and apostolic succession. 8-LE-S-3 Understand that priests promise to be celibate to give themselves fully to God and to be of service to God’s people. |

RELIGION STANDARDS - AUGUST 2020

GRADES: 7, 8

How to read the standards –
 PK-KF-R: (PK), Grade Level, (KF) Knowledge of the Faith, (R) Essential Concept
 Statements written in blue refer to Scripture

| Essential Concepts | Seventh Grade New Testament | Eighth Grade Church History, Morality |
|---|--|---|
| <p>Scripture 1 Peter 2:9 Mk. 12:28-34 Act 6:1-6</p> | <p>7-LE-S-3 Recall the Sacrament of Holy Orders as a vocation through the Sacrament at the Service of Communion for God and his people.</p> <p>7-LE-S-3 Cite and explain the passage in the Acts of the Apostles describing the ordination of the first deacons.</p> | <p>8- LE-S-3 Recall and understand that Catholic marriages are called to witness to the Trinitarian love of Christ.</p> |
| <p>LE-LR LITURGICAL RESOURCES:</p> <p>LE-LR-1. Liturgical Calendar [1163-1173]</p> | <p>7-LE-LR-1 Identify the liturgical seasons and the cycle of readings in the Catholic Church.</p> <p>7- LE-LR-1 Make connections between New Testament events and the Liturgical Calendar.</p> <p>7- LE-LR-1 Explain how the Triduum liturgies deepen their understanding of the Passion of our Lord.</p> <p>7- LE-LR-1 Identify some of the solemnity, feasts and memorials in the Liturgical Calendar.</p> | <p>8- LE-LR-1 Describe the liturgical year and know the purpose, sequence and significance of the seasons and colors.</p> <p>8- LE-LR-1 Differentiate between the solemnity, feasts and memorials in the Liturgical Calendar.</p> <p>8- LE-LR-1 Understand that memorials recognize the lives of saints in the Liturgical Calendar.</p> |
| <p>LE-L-2. Liturgical Symbols and Sacramentals [1179-1199, 1667-1679]</p> | <p>7-LE-LR-2 Understand the meaning of sacramentals.</p> <p>7-LE-LR-2 Identify and use sacramentals to encourage faith in Jesus.</p> <p>7-LE-LR-2 Recognize the scriptural roots of some sacramentals we use today.</p> | <p>8- LE-LR-2 Identify aspects of an appropriate liturgical environment.</p> <p>8- LE-LR-2 Identify the symbols and sacramentals in the parish church and associate them with parts of the Eucharist and other sacraments.</p> <p>8- LE-LR-2 Use sacramentals to enrich prayer life.</p> |
| <p>LE-L-3 Divine Office Liturgy of the Hours [1174-1178]</p> <p>Scripture:</p> | <p>7-LE-R-3 Describe the Liturgy of the Hours as the public prayer of the Church and know that it is prayed across the globe every day.</p> <p>7-LE-R-3 Antiphonally pray psalms from the Liturgy of the Hours including those learned in previous grades and</p> | <p>8- LE-LR-3 Experience and leading the Liturgy of the Hours using Shorter Christian Prayer format for morning prayer, lauds or evening prayer, vespers.</p> <p>8- LE-LR-3 Explain the importance of the Liturgy of the Hours for the Catholic Church and for all Christians.</p> |

RELIGION STANDARDS - AUGUST 2020

GRADES: 7, 8

How to read the standards –
 PK-KF-R: (PK), Grade Level, (KF) Knowledge of the Faith, (R) Essential Concept
 Statements written in blue refer to Scripture

| Essential Concepts | Seventh Grade New Testament | Eighth Grade Church History, Morality |
|--|---|--|
| <p>Psalms 8, 90 Lk. 1:68-79 (Canticle of Zechariah Lk 1:46-55 (Canticle of Mary, the Magnificat</p> | <p>Psalm 8. Pray and reflect on the Canticle of Zachariah from the Liturgy of the Hours.</p> <p>7-LR-LR-3 Experience the Liturgy of the Hours using Shorter Christian Prayer format for morning prayer, lauds or evening prayer, vespers</p> | <p>8-LE-LR-3 Antiphonally, pray the Psalms from the Liturgy of the Hours including those learned in previous grades and Psalm 90. Reflect on the Canticle of Mary, the Magnificat within the Liturgy of the Hours.</p> |
| <p>LE-L-4 Liturgical Rites: Weddings, [1621-1637] Funerals, [988-1029, 1680-1690] and Blessings [1671-1673]</p> | <p>7- LE-LR-4. Compare the funeral rite with the Paschal mystery.</p> <p>7- LE-LR-4 Associate New Testament passages with Jesus blessing people, weddings and dying people.</p> <p>7- LE-LR-4 Identify and use prayers from the Book of Blessings.</p> | <p>8- LE-LR-4 Attend, reflect and describe various liturgies in the Church: funeral, weddings, ordination, dedications, and benediction.</p> <p>8- LE-LR-4 Show familiarity with leading prayer using the Book of Blessings.</p> |

RELIGION STANDARDS - AUGUST 2020

GRADES: 7, 8

How to read the standards –
 PK-KF-R: (PK), Grade Level, (KF) Knowledge of the Faith, (R) Essential Concept
 Statements written in blue refer to Scripture

| | | |
|---------------------------|--|--|
| Essential Concepts | Seventh Grade New Testament | Eighth Grade Church History, Morality |
|---------------------------|--|--|

TASK OF CATECHESIS 3 – MORAL EDUCATION: *Students develop a moral conscience that is informed by Church teachings and conformed to Christ, as modeled in a personal life of virtue and demonstrated in service of the Gospel’s demands for society.*

| | | |
|---|---|--|
| <p>ME-HP THE HUMAN PERSON [1691-1876]</p> <p><u>Scripture</u> Mt. 5:7</p> | <p>7-ME-HP Locate and cite passages from the New Testament where people expressed a capacity and desire for God.</p> <p>7-ME-HP Understand how God’s <u>Natural Law</u> is perfected in the Sermon on the Mount and leads us to what we must do and what we must avoid.</p> | <p>8-ME-HP Articulate how God made each of us with the desire and capacity to respond to the gift of faith.</p> <p>8-ME-HP Describe how faith helps me to face the hardships of suffering, disappointment and tragedy.</p> <p>8-ME-HP Recall authentic human love is to will the good of the other.</p> <p>8-ME-HP Describe the <u>Natural Law</u> as it relates to moral development.</p> |
| <p>ME-HP-1 Made in the Image of God – Foundation of Human Dignity [355-368,1004,1700-1876]</p> <p><u>Scripture</u> Gen. 1:27 Mt. 7:12; 10:24</p> | <p>7-ME-HP-1 Identify how we are created in God’s image.</p> <p>7-ME-HP-1 Identify how we are called to know God and proclaim the <u>Good News of Jesus Christ</u> by the way we live and act.</p> <p>7-ME-HP-1 Explore ways of being models of Christian love in everyday life.</p> <p>7-ME-HP-1 Name New Testament people who demonstrated authentic love – to will the good of other people.</p> <p>7-ME-HP-1 Cite New Testament passages that demonstrate the importance of human dignity.</p> | <p>8-ME-HP-1 Explain how God calls each to act in a loving way toward one another, and know what it means to be a “<u>Child of God</u>”.</p> <p>8-ME-HP-1 Explain how saints model the authentic love to will the good of the other.</p> <p>8-ME-HP-1 Articulate why all life is deserving of <u>reverence</u> and demonstrate an understanding of the church’s stance on the sanctity of life, and how this is consistent with scripture and tradition (<u>right to life, human dignity, preferential option for the poor.</u>)</p> <p>8-ME-HP-1 Describe how the Church’s opposition to <u>abortion</u> and <u>capital punishment</u> is consistent with the belief that all life is sacred.</p> |

RELIGION STANDARDS - AUGUST 2020

GRADES: 7, 8

How to read the standards –
 PK-KF-R: (PK), Grade Level, (KF) Knowledge of the Faith, (R) Essential Concept
 Statements written in blue refer to Scripture

| Essential Concepts | Seventh Grade New Testament | Eighth Grade Church History, Morality |
|---|--|---|
| <p>ME-HP-2 Made for Happiness with God, Beatitudes [1218-1229, 1716-1717]</p> <p><u>Scripture</u> Gen. 12:1-9; 15:1-21; 22:1-8; 37:1-36; 45:1-28; 6:9-9:17 Dan. 6:1-23 Mt. 5:3-10 Lk. 6:20-26</p> | <p>7-ME-HP-2 Name the characteristics of <u>God’s Kingdom</u> found in the Beatitudes as the fulfillment of the Ten Commandments.</p> <p>7-ME-HP-2 Associate the Beatitudes with current events and people in society who are building and discovering God’s Kingdom.</p> <p>7-ME-HP-2 Use the Beatitudes as a tool for <u>conscience formation</u>.</p> | <p>8-ME-HP-2 Recall that God made human beings with freedom to act responsibly when confronted with moral choices.</p> <p>8-ME-HP-2 Articulate how happiness is found in serving others in the name of Christ and how the Beatitudes challenge and show us the path to authentic happiness.</p> |
| <p>ME-HP-3 Human Freedom and Conscience Formation [1030-1037, 1730-1802]</p> <p><u>Scripture</u> Mt. 5:1-12 Mk. 2:1-12; 4:1-20 Rm. 2:12-15</p> | <p>7- ME-HP-3 Define <u>conscience</u> and provide examples of how your conscience helps guide moral decision making.</p> <p>7- ME-HP-3 Define <u>morality</u> and understand the three sources of the morality of human acts: <u>object, intention, and circumstances</u>.</p> <p>7- ME-HP-3 Locate New Testament passages that provide examples of Jesus helping to form the consciences of believers: Matthew 5.</p> <p>7- ME-HP-3 Identify and cite examples of Jesus’ reaction to sin and sinners in the Gospels.</p> <p>7- ME-HP-3 Cite New Testament examples of sin and forgiveness, and explain how turning away from God affects their lives and relationships.</p> | <p>8-ME-HP-3 Identify and describe how conscience is a function of reason that allows one to be responsible for one’s actions.</p> <p>8-ME-HP-3 Reflect upon life and describe the need for healing.</p> <p>8-ME-HP-3 Define sin as turning away from God and reconciliation as turning back to God.</p> <p>8-ME-HP-3 Describe consequences of positive and negative behaviors/actions and how sin affects the whole community.</p> <p>8-ME-HP-3 Describe the moral and <u>natural law</u> that is written and engraved in the soul of every man; it is human reason telling Him to do good and avoid evil.</p> <p>8-ME-HP-3 List, and define each of the <u>seven capital sins</u> and how the Cardinal and Theological Virtues strengthen us to avoid these sins.</p> |

RELIGION STANDARDS - AUGUST 2020

GRADES: 7, 8

How to read the standards –
 PK-KF-R: (PK), Grade Level, (KF) Knowledge of the Faith, (R) Essential Concept
 Statements written in blue refer to Scripture

| Essential Concepts | Seventh Grade New Testament | Eighth Grade Church History, Morality |
|---|--|--|
| | <p>7- ME-HP-3 Understand the belief that the Church has the power to forgive sins through the Sacraments.</p> <p>7- ME-HP-3 Identify the communal impact of sin and explain how sin can be both commission and omission.</p> <p>7- ME-HP-3 Integrate the meaning of the Christian morality with Jesus’ teaching, the dignity of the human person and the Incarnation.</p> <p>7- ME-HP-3 State the meaning of the maxim that the end does not justify the means.</p> <p>7- ME-HP-3 Describe and use a moral decision making process that reference both Scripture and the Church’s moral teaching.</p> | <p>8-ME-HP-3 Prepare for, participate in, and reflect on the Sacrament of Penance/Reconciliation.</p> <p>8-ME-HP-3 Describe free will and the corresponding responsibilities to choose wisely and to form our conscience throughout our lives.</p> <p>8-ME-HP-3 Review and identify a moral decision-making process which includes reflection on faith, law, context and self/others.</p> <p>8-ME-HP-3 Review and list the Spiritual and Corporal Works of Mercy as ways to form conscience.</p> <p>8-ME-HP-3 Make connections with the Beatitudes and Ten Commandments, explain the moral guidance given by God through Moses and Jesus, and how this can be lived out in our lives.</p> |
| <p>ME-HP- 4 Covenant and the Ten Commandments [2052-2557]</p> <p>Scripture Ex. 19:16-20:17; 24:1-12 Mt. 22:34-40 Mk. 12:28-34</p> | <p>7-ME-HP-4 Identify how the Ten Commandments are a guide for moral living.</p> <p>7-ME-HP-4 Review how the Old Testament covenant between God and Abraham is fulfilled in Jesus as He institutes the New Covenant.</p> | <p>8-ME-HP-4 Understand and explain the Ten Commandments as the moral law that was given to Israel.</p> <p>8-ME-HP-4 Formulate a moral code for life based on the teachings of Jesus, the Commandments, and the teachings of the Church.</p> |

RELIGION STANDARDS - AUGUST 2020

GRADES: 7, 8

How to read the standards –
 PK-KF-R: (PK), Grade Level, (KF) Knowledge of the Faith, (R) Essential Concept
 Statements written in blue refer to Scripture

| Essential Concepts | Seventh Grade New Testament | Eighth Grade Church History, Morality |
|--|---|---|
| ME-HP 5 Virtues – Cardinal and Theological [1803-1845, 2656-2662] <u>Scripture</u> Lk. 15:11-32 Ph. 4:8 1 Cor. 13:1-13 | 7- ME-HP-5 Define and find scriptural examples of the <u>Cardinal</u> and <u>Theological Virtues</u> as modeled by Jesus and others in the New Testament. | 8-ME-HP-5 Demonstrate virtuous living as a way to opening to God’s grace. 8-ME-HP-5 Identify a <u>virtue</u> you strive to live out in daily life and explain how this virtue helps you grow as a person. 8-ME-HP-5 Identify a saint who exemplifies a specific virtue. |
| ME-HC THE HUMAN COMMUNITY [1877-1948, 2204-2213] | 7-ME-HC Understand one’s responsibility and ways to serve other people, especially those in most need. 7-ME-HC Find New Testament examples of persons responding to God’s call to serve God and others. | 8-ME-HC Explain in your own words the importance of common good within our world. |
| ME-HC-1 Personal and Social Sin [1846-1876] <u>Scripture</u> Ps. 9 Mt. 13:50 Lk. 10:25-37 Jn. 4:5-42 | 7-ME-HC-1 Describe the effects of <u>Original Sin</u> . 7- ME-HC-1 Identify society causes of hunger, disease, poverty. 7- ME-HC-1 State how <u>personal sins</u> have social consequences. 7- ME-HC-1 Associate and explain heaven, hell and purgatory with states after death. 7- ME-HC-1 Retell a Gospel account in which Jesus’ teaching confronted the current culture such as the Woman at the Well or the Good Samaritan. | 8-ME-HC-1 Identify and articulate the <u>morality</u> of human (personal) acts and how both venial and mortal sin can result in <u>social sin</u> . 8-ME-HC-1 Give examples from Church history of how sin separates us from God’s promise of salvation and <u>reconciliation</u> brings us back. 8-ME-HC-1 Explain how sin separate us from a good relationship with God, and inhibits us from responding to the call of salvation by God through Jesus. 8-ME-HC-1 Associate and explain the terms “cleansing” with purgatory and “self-exclusion” with hell. |
| ME-HC-2. Catholic Social | 7-ME-HC-2 Using scripture stories from the New Testament, identify rights and responsibilities to care for | 8-ME-HC-2 Give examples of the special place of human beings as <u>stewards</u> of God’s creation. |

RELIGION STANDARDS - AUGUST 2020

GRADES: 7, 8

How to read the standards –
 PK-KF-R: (PK), Grade Level, (KF) Knowledge of the Faith, (R) Essential Concept
 Statements written in blue refer to Scripture

| Essential Concepts | Seventh Grade New Testament | Eighth Grade Church History, Morality |
|--|---|--|
| <p>Teachings – Consistent Ethic of Life, Love of Neighbor, and Corporal and Spiritual Works of Mercy [2419-2449]</p> <p><u>Scripture</u> Ex. 22:20-26 Mt. 25:31-46 Lk. 4:1-22</p> | <p style="color: blue;"><u>God’s creation, the poor and vulnerable (the right to life and the preferential option for the poor.)</u></p> <p>7-ME-HC-2 State the importance of Christians taking an active part in public life building the Kingdom of God and promoting the common good.</p> <p>7-ME-HC-2 Give examples of stewardship from their own lives.</p> <p>7-ME-HC-2 Participate in service projects that involve giving of time and talent to others, articulate how service is essential to being a disciple of Christ.</p> <p style="color: blue;">7-ME-HC-2 Find scriptural examples of Jesus practicing the Works of Mercy.</p> <p style="color: blue;">7-ME-HC-2 Identify faith responses to questions about suffering and promise in the New Testament and in the world today.</p> <p>7-ME-HC-2 Use their study of the New Testament to develop an awareness of current events regarding human suffering and actions that promote social justice.</p> <p style="color: blue;">7-ME-HC-2 Retell a Gospel account in which Jesus’ teaching confronted his current culture.</p> <p style="color: blue;">7-ME-HC-2 Locate and explain New Testament passages which contain Jesus’ command to love.</p> <p style="color: blue;">7-ME-HC-2 Identify Scripture that reflects themes of Catholic Social Teaching, and reflect on the Scripture using</p> | <p>8-ME-HC-2 Explain how their creation in God’s image underlies Catholic Social Teaching (innate dignity of all humans.)</p> <p>8-ME-HC-2 Understand meaning of stewardship and how one acts as a “steward” of God’s creation in caring for and sharing of personal belongings, classroom, school building, and parish grounds.</p> <p>8-ME-HC-2 Know and explain how to incorporate the seven principles of Catholic Social Teachings into our lives.</p> <p>8-ME-HC-2 Recognize how the Church continues to work toward understanding the issues and problems of today in light of the Church’s Social Teachings.</p> <p>8-ME-HC-2 Identify and research persons/groups that have influenced society/culture for the good throughout Church history.</p> <p>8-ME-HC-2 Participate in service projects and offer reflections on how serving others continues in building the Kingdom of God on earth.</p> <p>8-ME-HC-2 Apply the principles of the right to life and the dignity of the human person to the formation of a moral conscience.</p> <p>8-ME-HC-2 Explain how the social teachings of the Church help them to understand the biblical message of God’s saving love.</p> <p>8-ME-HC-2 Explain causes of vulnerability (age, race, disability, etc.) and ways that we can act morally in situations where vulnerable people are present.</p> <p>8-ME-HC-2 Explain how Catholics are called to protect and promote the dignity of all human life.</p> |

RELIGION STANDARDS - AUGUST 2020

GRADES: 7, 8

How to read the standards –
 PK-KF-R: (PK), Grade Level, (KF) Knowledge of the Faith, (R) Essential Concept
 Statements written in blue refer to Scripture

| Essential Concepts | Seventh Grade New Testament | Eighth Grade Church History, Morality |
|--------------------|--|---|
| | <p>the model of encounter, disturbance and response. (Resource: Maryknoll Missionaries)</p> | <p>8-ME-HC-2 Apply the concept of the dignity of the worker to the moral mandate to work for the benefit of the community.</p> <p>8-ME-HC-2 Identify holy people from Scripture, and reflect on their lives using the model of encounter, disturbance and response. (Resource: Maryknoll Missionaries)</p> <p>8-ME-HC-2 Identify Catholic Social Teaching as beginning with Pope Leo XIII in his encyclical Rerum Novarum.</p> |

RELIGION STANDARDS - AUGUST 2020

GRADES: 7, 8

How to read the standards –
 PK-KF-R: (PK), Grade Level, (KF) Knowledge of the Faith, (R) Essential Concept
 Statements written in blue refer to Scripture

| | | |
|---------------------------|--|--|
| Essential Concepts | Seventh Grade New Testament | Eighth Grade Church History, Morality |
|---------------------------|--|--|

TASK OF CATECHESIS 4 – TEACHING TO PRAY: *Students experience and engage in Catholic expressions of prayer to deepen their relationship with God and the Church.*

| | | |
|--|--|---|
| <p>TP-UC UNIVERSAL CALL TO PRAYER, IMPORTANCE OF PRAYER [2558-2758]</p> <p><u>Scripture</u> Mt. 6:9-13; 11:25-26; 14:23 Mk. 1:35 Lk. 6:12; 22:41-44 Jn. 17:1-26</p> | <p>7-TP-UC Describe how and when Jesus prayed by citing passages from the New Testament.</p> <p>7-TP-UC Know Jesus hears our prayers.</p> <p>7-TP-UC Experience <u>Lectio Divina</u> as a way of praying the <u>Gospels</u>.</p> <p>7-TP-UC Explain how prayer can help express their deepest needs, in times of temptation, and as an act of self-surrender to God.</p> | <p>8-TP-UC Describe how prayer leads to an honest and intentional response to our lives.</p> <p>8-TP-UC Discover and share sources for <u>prayer</u>.</p> <p>8-TP-UC Show understanding that prayer is a way of life.</p> |
| <p>TP-FP FORMS OF PRAYER (Blessing, Adoration, Petition, Intercession, Thanksgiving, Praise) [2623-2649]</p> | <p>7-TP-FP <u>Understand how and when Jesus prayed.</u></p> <p>7-TP-FP <u>Identify forms of prayer in the New Testament and understand their relationship with our Church prayers today.</u></p> <p>7-TP-FP Engage in and/or lead a prayer service incorporating one or more of the forms of prayer using the “You, who, do, through” model.</p> | <p>8-TP-FP Articulate how all prayer forms helps us lead holy lives through blessing, adoration, petition, intercessions, thanksgiving and praise.</p> <p>8-TP-FP Attend and reflect on one of the following: Benediction; Stations of the Cross; adoration.</p> <p>8-TP-FP Write prayers demonstrating the six forms of prayer.</p> |

RELIGION STANDARDS - AUGUST 2020

GRADES: 7, 8

How to read the standards –
 PK-KF-R: (PK), Grade Level, (KF) Knowledge of the Faith, (R) Essential Concept
 Statements written in blue refer to Scripture

| Essential Concepts | Seventh Grade New Testament | Eighth Grade Church History, Morality |
|---|---|---|
| TP-EP EXPRESSIONS OF PRAYER (vocal, meditation, contemplation, personal and shared) [2700-2724] | <p>7-TP-EP Identify <u>expressions of prayer</u> in the New Testament and understand their relationship with our Church prayers today.</p> <p>7-TP-EP Explain how prayer expresses their relationship to God.</p> <p>7-TP-EP Recognize meditation as important form of prayer.</p> <p>7-TP-EP Engage in and/or lead a prayer service incorporating one or more expressions of prayer.</p> | <p>8-TP-EP State how we use the prayers of the saints to help us pray.</p> <p>8-TP-EP Identify the diversity and development of prayer expressions within the Church.</p> <p>8-TP-EP Explore, experience and reflect on the various expressions of prayer: vocal, meditative and contemplative.</p> <p>8-TP-EP Identify how the Church’s tradition of prayer at daily intervals was meant to remind Christians that all time is holy.</p> <p>8-TP-EP Pray using the <u>Examen</u>.</p> <p>8-TP-EP Identify the four movements of <u>Lectio Divina</u></p> |
| TP-OF OUR FATHER: A Summary of the Gospel [2746-2865] <u>Scripture</u> Mt. 6:5-15 | <p>7-TP-OF Explain how the Our Father is a summary of faith and a model for Christian prayer.</p> <p>7-TP-OF Connect the <u>Seven Petitions in the Our Father</u> with other passages from the New Testament, making connections between Gospel themes and Jesus’ actions.</p> | <p>8-TP-OF Explain why the Our Father is the model of all prayer for us and summarizes our Catholic Christian faith.</p> |
| TP-DP DEVOTIONAL PRACTICES (e.g. rosary, stations of the cross, novenas) [1200-1209, 1674-1679, 2683-2696] | <p>7-TP-DP Know, identify in the New Testament, and explain the <u>Sorrowful Mysteries</u>: Agony in the Garden, Scourging at the Pillar, Crowing with Thorns, Carrying the Cross, Crucifixion and Death.</p> <p>7-TP-DP Describe that the Church prays the <u>Liturgy of the Hours</u> at special times of the morning and evening.</p> | <p>8-TP-DP Participate in variety of traditional devotions.</p> <p>8-TP-DP Pray a variety of prayers associated with different saints.</p> <p>8-TP-DP understand the role of the Liturgy of the Hours in the monastic life.</p> <p>8-TP-DP Articulate all the mysteries of the <u>Rosary</u>.</p> <p>8-TP-DP Identify the connection between St. Dominic and the Rosary.</p> |

RELIGION STANDARDS - AUGUST 2020

GRADES: 7, 8

How to read the standards –
 PK-KF-R: (PK), Grade Level, (KF) Knowledge of the Faith, (R) Essential Concept
 Statements written in blue refer to Scripture

| Essential Concepts | Seventh Grade New Testament | Eighth Grade Church History, Morality |
|---|--|---|
| | <p>7-TP-DP Participate in a variety of traditional devotions, and experience different prayer forms.</p> <p>7-TP-DP Identify the four movements of Lectio Divina.</p> <p>7-TP-DP Employ the Lectio Divina model for reflection using: the Letter of James, Peter 1-2, John 1-3 and Jude.</p> | <p>8-TP-DP Pray the rosary.</p> <p>8-TP-EP Participate and/or lead the Liturgy of the Hours.</p> <p>8-TP-DP Understand how icons can assist us with prayer.</p> |
| <p>P-HES. PRAYERS WE KNOW BY HEART, EXPERIENCE AND SHARE AT MASS</p> | <p>Prayers By Heart</p> <ul style="list-style-type: none"> • Sorrowful Mysteries • Angelus • Hail, Holy Queen • Act of Love <p>Prayers to Experience:</p> <ul style="list-style-type: none"> • Silent prayer • Meditation • Lectio Divina • Rosary • Stations of the Cross • The Examen <p>Prayers to Recite and Lead:</p> <ul style="list-style-type: none"> • Prayers of blessing, adoration, praise, intercession, thanksgiving, petition • One or more decades from the Rosary • Invitatory, Psalm(s) antiphonal style, Doxology - Psalm 8 and Canticle of Zechariah (Lk 1:68-79) from Liturgy of the Hours • Spontaneous Prayer using “You, Who, Do, Through” sequence <p>Shared at Mass - Mass Responses:</p> <ul style="list-style-type: none"> • Sign of the Cross • And with your spirit • Confiteor | <p>Prayers By Heart</p> <ul style="list-style-type: none"> • Vocation Prayer • Luminous Mysteries • Review of all prayers by heart <p>Prayers to Experience</p> <ul style="list-style-type: none"> • Silent prayer • Meditation • Lectio Divina • Rosary • Stations of the Cross • The Examen • The Divine Praises <p>Prayers to Recite and Lead:</p> <ul style="list-style-type: none"> • Prayers of blessing, adoration, praise, intercession, thanksgiving, petition • One or more decades of the Rosary • Our Father • Hail Mary • Invitatory, Psalm(s) antiphonal style and Doxology – Psalm 90 and Canticle of Mary the Magnificat (Lk 1:46-55) from Liturgy of the Hours • Spontaneous Prayer using “You, Who, Do Through” sequence <p>Shared at Mass - Mass Responses</p> <ul style="list-style-type: none"> • Sign of the Cross • And with your spirit |

RELIGION STANDARDS - AUGUST 2020

GRADES: 7, 8

How to read the standards –
 PK-KF-R: (PK), Grade Level, (KF) Knowledge of the Faith, (R) Essential Concept
 Statements written in blue refer to Scripture

| Essential Concepts | Seventh Grade New Testament | Eighth Grade Church History, Morality |
|--------------------|---|--|
| | <ul style="list-style-type: none"> • Gloria • Alleluia • Responses after Scripture Readings and Gospel • Creed (Nicene and/or Apostles) • Invitation to Prayer • Preface Dialogue • Sanctus • The Mystery of Faith • Sign of Peace • Agnus Dei/Behold the Lamb of God | <ul style="list-style-type: none"> • Confiteor • Alleluia • Responses after Scripture: Readings and Gospel • Preface Dialogue • Sanctus • The Mystery of Faith • Sign of Peace • Agnus Dei/Behold the Lamb of God • Amen • Confiteor • Gloria • Creed Nicene or Apostles • Invitation to Prayer • Agnus Dei/Behold the Lamb of God |

RELIGION STANDARDS - AUGUST 2020

GRADES: 7, 8

How to read the standards –
 PK-KF-R: (PK) Grade Level, (KF) Knowledge of the Faith, (R) Essential Concept
 Statements written in blue refer to Scripture

| | | |
|---------------------------|--|--|
| Essential Concepts | Seventh Grade New Testament | Eighth Grade Church History, Morality |
|---------------------------|--|--|

TASK OF CATECHESIS 5: EDUCATION FOR COMMUNITY LIFE: *Students study and participate in the life and mission of the church, the Body of Christ and the community of believers, as expressed in the Church’s origin, history, ecclesiology, the Communion of Saints and their family, the domestic church.*

| | | |
|---|--|---|
| <p>LCH-CH THE CHURCH IN GOD’S PLAN [748-780 Church History [758-780]</p> <p>Scripture Epistles Acts 2:1-42</p> | <p>7-LCH-CH Review the structure of the Church and identify how this structure originates through Jesus with the Apostles.</p> <p>7- LCH-CH Explain how and why the Apostles had a special responsibility to the Church.</p> <p>7-LCH-CH Identify the significant role of St. Peter as the first Pope.</p> <p>7-LCH-CH Explore the lives and describe the special responsibilities of the apostles and early Church Fathers.</p> <p>7-LCH-CH Understand and explain how the Catholic Church is world-wide and includes many cultures and ethnic groups.</p> <p>7-LCH-CH Cite examples from the New Testament in which the Early Church acted as a model community, catalyst, and support for its members.</p> <p>7-LCH-CH Locate the Epistles and explain New Testament passages that describe the gifts given in the Early Church.</p> | <p>8- LCH-CH Give examples of how the Church continues to teach as Jesus did and recognize how each person helps shape Church history.</p> <p>8- LCH-CH Know the story of Pentecost and how the Church began in the Old Testament and New Testament.</p> <p>8- LCH-CH Create a timeline the early period of the Church from 30 CE to 313 CE, the role of the deacons, Roman persecutions, move from Jewish to Gentile membership, the contributions of the early fathers, and the importance of councils.</p> <p>8- LCH-CH Demonstrate a basic understanding of Church history through an overview of Early Church Acts; Council of Jerusalem; Paul’s Journeys’ growth and change through the ages.</p> <p>8- LCH-CH Know that the Acts of the Apostles give insight into the early Church, and identify the differences between the ministry of Peter and Paul.</p> <p>8- LCH-CH Show familiarity with the geography and cities of middle eastern world and Rome.</p> <p>8- LCH-CH Explore the role of the Pope in leading the Church.</p> <p>8- LCH-CH Explain how the councils were occasions for renewal in the Church.</p> <p>8- LCH-CH Explore moments of transition in the life of the Church to include: 1054 Schism; Avignon Papacy; Mendicant Orders; Reformation; Infallible Statements of the Church.</p> |
|---|--|---|

RELIGION STANDARDS - AUGUST 2020

GRADES: 7, 8

How to read the standards –
 PK-KF-R: (PK), Grade Level, (KF) Knowledge of the Faith, (R) Essential Concept
 Statements written in blue refer to Scripture

| Essential Concepts | Seventh Grade New Testament | Eighth Grade Church History, Morality |
|---|---|---|
| | | <p>8- LCH-CH Show understanding of the causes of the Reformation, the rise of Protestantism and the Counter-Reformation of the Catholic Church to begin the inner work of reform begun in the Council of Trent in the age of reform from 1517 to 1891 CE.</p> <p>8- LCH-CH Know and understand the importance of the sixteen documents from the Vatican Council II.</p> <p>8- LCH-CH Explore the role of Religious Orders through the ages: Hermits, Monks, Monastics, Mendicants, and Missionaries.</p> <p>8- LCH-CH Trace the history of the Catholic faith in Washington state, and know the history of one’s parish, recognizing how each person helps shape Church history.</p> |
| <p>LCH-MC. MODELS OF THE CHURCH: [781-810] LCH-MC.1. People of God [781-786]</p> <p><u>Scripture</u> Acts 10:34-35 1 Pet. 2:9 1 Jn. 3:3-5 1 Cor. 11:25</p> | <p>7- LCH-MC-1 Recognize how People of God represent people throughout the world who are united with God.</p> <p>7- LCH-MC-1 Identify gifts present in the Church today.</p> | <p>8-LCH-MC-1 Identify holy men and women of the Church through the ages who have demonstrated concern for the poor and marginalized and in turn acted as Christ and made an impact for the good.</p> |
| <p>LCH-MC.2 Body of Christ [787-796]</p> <p><u>Scripture</u></p> | <p>7-LCH-MC-2 Read the Pauline passages and identify themes of the early Church in building the Body of Christ.</p> | <p>8-LCH-MC-2 Identify the responsibility of the Body of Christ to work for the Kingdom of God on Earth throughout history, today, and in the future.</p> |

RELIGION STANDARDS - AUGUST 2020

GRADES: 7, 8

How to read the standards –
 PK-KF-R: (PK), Grade Level, (KF) Knowledge of the Faith, (R) Essential Concept
 Statements written in blue refer to Scripture

| Essential Concepts | Seventh Grade New Testament | Eighth Grade Church History, Morality |
|--|--|--|
| <p>Mk 1:16-20; 3:13-19 Mt. 13:10-17; 28:20 Lk. 10:17-20; 22:28-30 Jn. 6:56; 14:18; 15:4-5 Acts 2:33</p> | | |
| <p>LCH-MC.3 Temple of the Holy Spirit [797-801]</p> <p><u>Scripture</u> Eph. 1:4; 2:21-23; 5:25-27 Mt. 19:6 2:Cor 6:16; 1 Cor 3:16-17</p> | <p>7-LCH-MC-3 Name and explain situations that do and do not honor chaste living – honoring our bodies as <u>Temples of the Holy Spirit.</u></p> | <p>8-LCH-MC-3 Appreciate the benefits of chastity/chaste lives with maintaining our bodies as <u>Temples of the Holy Spirit.</u></p> |
| <p>LCH-MMC THE MYSTERY AND MARKS OF THE CHURCH: ONE, HOLY, CATHOLIC AND APOSTOLIC [811-870]</p> <p><u>Scripture</u> Mt. 16: 13-20</p> | <p>7 LCH-MMC Review the structure of the Church and identify how this structure originates through Jesus with the Apostles.</p> <p>7-LCH-MMC State that the Rites of the Catholic Church derive from one profession of faith, celebration of the seven sacraments and one hierarchy.</p> | <p>8-LCH-MMC Recall and describe the four marks of the Church: one, holy, catholic, apostolic.</p> <p>8 LCH-MMC Understand that catholic (lower case “c”) means universal and is identified with the world-wide Church, which includes many cultures and ethnic groups.</p> <p>8-LCH-MMC Explain the four marks of the Church and how they move us towards the universal call to <u>salvation.</u></p> |

RELIGION STANDARDS - AUGUST 2020

GRADES: 7, 8

How to read the standards –
 PK-KF-R: (PK), Grade Level, (KF) Knowledge of the Faith, (R) Essential Concept
 Statements written in blue refer to Scripture

| Essential Concepts | Seventh Grade New Testament | Eighth Grade Church History, Morality |
|--|--|--|
| <p>LCH-CF CHRIST'S FAITHFUL – HEIRARCHY, LAITY, CONSECRATED LIFE: [871-945]</p> <p>LCH-CF-1. Church Order: The Hierarchy - Magisterium and Infallibiilty [874-896]</p> | <p>7-LCH-CF-1 Identify New Testament leaders and describe <u>Apostolic Succession</u> as it was established in the New Testament.</p> <p>7-LCH-CF-1 Describe the organizational structure of the parish including bishop, pastor/canonical leader, principal, teacher/catechist.</p> | <p>8- LCH-CF-1 Identify the names and roles of leadership in the Church moving from the Pope to the <u>Pastor</u>.</p> <p>8- LCH-CF-1 Define the <u>magisterium</u>.</p> <p>8- LCH-CF-1 Explain the function of Papal <u>Encyclicals</u>, Pastoral Letters and the Catholic Catechism as vehicles for the unity of the Church.</p> |
| <p>LCH-CF-2 The Laity: Rights and Responsibilities [897-913, 2041]</p> | <p>7- LCH-CF-2 Identify the roles of the laity in the <u>Precepts of the Church</u>.</p> <p>7-LCH-CS-2 Articulate how the life of Jesus calls us to live in community and how membership in the parish is important to my life.</p> <p>7-LCH-CS-2 Identify how Jesus was <u>Priest, Prophet and King</u> in the New Testament and associate this with <u>lay ministries</u> today.</p> | <p>8- LCH-CF-2 Name the <u>Precepts of the Church</u> and identify ways that the precepts strengthen the Church to live out a Christian life as God's people (priest, prophet and king.)</p> <p>8- LCH-CF-2 <i>Locate and cite passages in the Bible that show us how we are to live as Disciples of Christ.</i></p> |
| <p>LCH-CF.3 The Domestic Church [1655-58, 1666, 2204-2257, 2685]</p> | <p>7-LCH-CS-3 Identify the important components of the <u>domestic church</u> in Jesus' family and in our families</p> <p>7- LCH-CF-3 Identify qualities and explain how the Holy Family is the model for all families.</p> | <p>8-LCH-CS-3 Cite and associate references in Paul Letters emphasizing the importance of family and the definition of <u>domestic church</u>.</p> |

RELIGION STANDARDS - AUGUST 2020

GRADES: 7, 8

How to read the standards –
 PK-KF-R: (PK), Grade Level, (KF) Knowledge of the Faith, (R) Essential Concept
 Statements written in blue refer to Scripture

| Essential Concepts | Seventh Grade New Testament | Eighth Grade Church History, Morality |
|---|--|---|
| <p>LCH-CF-4. The Universal Call to Holiness [2013-2014,2028,2813]</p> <p><u>Scripture</u> Mt. 5:48 2 Tim. 4: 1-8 Rm. 8: 28-30</p> | <p>7-LCH-CF-4 Identify and describe qualities of holy people from the New Testament as models for our lives.</p> | <p>8- LCH-CF-4 Identify and describe the qualities of holy men and women in Scripture and throughout Church history and describe ways we can live out these qualities in our own lives.</p> <p>8- LCH-CF-4 Recognize that all are called by God to be Saints.</p> |
| <p>LCH-CF-5. Vocation: Marriage, Priesthood and the Religious Life [914-933]</p> <p><u>Scripture</u> Mt. 9:10-13 Mk. 1:16-20 Jn 1:35-51 2 Cor. 4:4</p> | <p>7- LCH-CF-5 Pray to discern one’s life vocation and how their parents, parish priests, deacons, and vowed religious can help them to discern about their vocation.</p> <p>7- LCH-CF-5 Name people in the New Testament who chose to follow God’s call (vocation) in their lives (e.g. Apostles, Paul, Timothy.)</p> <p>7- LCH-CF-5 Describe how apostolic religious orders provided teachers and catechists for parishes in the United States for over 150 years.</p> <p>7- LCH-CF-5 State the call to religious life in the Church is identified in two forms - active and contemplative.</p> | <p>8-LCH-CF-5 Know that we are called to participate in the life of the Church and discern how God helps us to know our vocation (discernment).</p> <p>8- LCH-CF-5 Apply the concept of being made in God’s image to the response to God’s call through vocation.</p> <p>8-LCH-CF-45 Identify ways that we can act now and could act in the future as Christ would act with an impact on the good of all God’s people.</p> |
| <p>LCH-CS COMMUNION OF SAINTS [946-962]</p> <p><u>Scripture</u> Mt 25:31-46</p> | <p>7-LCH-CS Celebrate the feast day of the parish patron saint.</p> <p>7-LCH-CS State the belief that all the faithful in Christ, living and dead, form the Communion of Saints.</p> | <p>8-LCH-CS Tell the story, identify qualities and celebrate the feast day of the parish patron saint.</p> |

RELIGION STANDARDS - AUGUST 2020

GRADES: 7, 8

How to read the standards –
 PK-KF-R: (PK), Grade Level, (KF) Knowledge of the Faith, (R) Essential Concept
 Statements written in blue refer to Scripture


| Essential Concepts | Seventh Grade New Testament | Eighth Grade Church History, Morality |
|---|---|--|
| | <p>7-LCH-CS Give examples of saints in the early Church who lived out their covenant relationship with God.</p> | |
| <p>LCH-Mary MARY AS MODEL OF CHURCH [148-149, 963-975, 2673-2682]</p> <p><u>Scripture</u> Lk 1:26-38; 39-45; 46-55 Mt. 1:18-2:15 Jn. 19:25-27</p> | <p>7- LCH-Mary Locate and cite passages about Mary in the New Testament, share how Mary is a model for prayer and <u>discipleship</u>.</p> <p>7-LCH-Mary Describe how the Holy Spirit worked through Mary to prepare the way for the <u>incarnation</u>.</p> <p>7- LCH-Mary Explain the titles of Mary, the New Eve, Handmaid of the Lord, Mother of Christ.</p> <p>7- LCH-Mary Recognize Mary as a model of prayer and faith for today.</p> <p>7- LCH-Mary State how the <u>Magnificat</u> shows God’s power and justice.</p> | <p>8-LCH-Mary Celebrate devotional days in honor of <u>Mary</u>.</p> <p>8-LCH-Mary Recognize and identify the Mary as the Mother of the Church and our mother.</p> <p>8-LCH-Mary Recognize symbols of Mary in art from around the world.</p> <p>8-LCH-Mary Discuss Mary as she is portrayed in the Magnificat.</p> |
| <p>TASK OF CATECHESIS 6: THE CHURCH’S MISSIONARY LIFE AND SERVICE: <i>Students acquire and demonstrate skills to recognize their gifts from God and their vocation to share the good News of Jesus Christ in word and deed in the world.</i></p> | | |
| <p>CMLS-BCD BAPTISMAL CALL AND DISCIPLESHIP (the mandate to go forth) [816,849]</p> <p><u>Scripture</u> Mt. 5:11-12; 28:16-20 Lk. 11:1 Jn. 13:15</p> | <p>7 CMLS-BCD Identify people in the New Testament who both resisted and answered God’s calling to <u>discipleship</u>.</p> <p>7- CMLS-BCD Recognize the Church is missionary by nature. (See <u>mission</u>.)</p> <p>7- CMLS-BCD Identify in Scripture, recite and understand the implications of the great commission given us by Jesus “Go therefore and make disciples of all the nations...”</p> | <p>8- CMLS-BCD Articulate that at Baptism we receive a special call from the Holy Spirit to proclaim, witness, and serve the Church and the world given our unique gifts.</p> <p>8- CMLS-BCD Recognize <u>charisms</u> come through the grace of the Holy Spirit to be used for the building of the Church.</p> |

RELIGION STANDARDS - AUGUST 2020

GRADES: 7, 8

How to read the standards –
 PK-KF-R: (PK), Grade Level, (KF) Knowledge of the Faith, (R) Essential Concept
 Statements written in blue refer to Scripture

| Essential Concepts | Seventh Grade New Testament | Eighth Grade Church History, Morality |
|---|---|---|
| <p>CMLS-SS CALL TO STEWARDSHIP AND SERVICE: Catholic social teaching about the common good [2419-2422]</p> | <p>7- CMLS-SS State how stewardship is important to the spiritual life of the parish.</p> <p>7- CMLS-SS Name talents and gifts from God that holy people in the New Testament used to serve God’s people, and identify ways to serve God using the principles of the common good and peace.</p> | <p>8- CMLS-SS Explain how humans have been called by God to be stewards of all of God’s creation.</p> <p>8- CMLS-SS Explain the <u>stewardship equation</u> – receive / cultivate / share / return.</p> |
| <p>CMLS-EDNE CALL TO ECUMENISM, INTERFAITH DIALOGUE AND THE NEW EVANGELIZATION [848-849,927-933,905,2044,2472]</p> | <p>7- CMLS-EDNE Understand the call and the implications of the <u>New Evangelization</u>.</p> <p>7 CMLS-EDNE State the importance of respecting the religious beliefs of others, while also sharing our beliefs with them in word and action.</p> <p>7- CMLS-EDNE Identify Islam as a religion that shares the Jewish and Christian belief in one God, <u>monotheism</u>.</p> | <p>8-CMLS-EDNE Articulate an understanding of the <u>Rites of the Catholic Church</u> as an expression of unity and diversity.</p> <p>8- CMLS-EDNE Describe the difference between <u>ecumenical</u> dialogue and inter-religious dialogue.</p> <p>8- CMLS-EDNE Describe how ecumenism and dialogue are <u>evangelizing</u> works of the Church in the task of creating unity and peace in the world.</p> <p>8- CMLS-EDNE Recall and understand the implications for your own life that Jesus commanded the <u>disciples</u> to “go and make disciples of all nations.”</p> <p>8- CMLS-EDNE Understand and explain why Christians pray and work for <u>Christian</u> unity and the need to respect people of all faiths.</p> <p>8- CMLS-EDNE Be able to distinguish their Catholic Christian faith from other Christian faiths.</p> <p>8- CMLS-EDNE Show understanding of one’s beliefs through the profession of one’s faith.</p> |



RELIGION STANDARDS - AUGUST 2020

GRADES: 7, 8

How to read the standards –
 PK-KF-R: (PK), Grade Level, (KF) Knowledge of the Faith, (R) Essential Concept
Statements written in blue refer to Scripture

| Essential Concepts | Seventh Grade New Testament | Eighth Grade Church History, Morality |
|--------------------|--------------------------------|---|
| | | 8- CMLS-EDNE Recognize the New Evangelization calls each of us to deepen our faith, believe in the Gospel message and go forth to proclaim the Gospel. |

RELIGION CURRICULUM - AUGUST 2020

GRADE LEVEL EMPHASIS AND GUIDING QUESTIONS

| | | |
|--|---|--|
| <p>Pre – Kindergarten – Creation, Child of God Who does God love? Who is God? Who did God send? Who is our Family? Whom do you love? Where is God? Why do we praise God? Who is my neighbor?</p> | <p>Kindergarten – Creation, Jesus and God’s Family Who does God love? Who is God? Who did God send? Who is our Family? Whom do you love? Where is God? Why do we praise God? Who is my neighbor?</p> | <p>First Grade – Creation, Jesus and the Church What has God made? How do we know God? Who is Jesus? Who is the Church? How do we love? Can we see God? How long will we know God? Who is my neighbor?</p> |
| <p>Second Grade – Reconciliation, Eucharist and the Mass What does God give you? What is God like? What does Jesus teach? Why did Jesus ask us to be Church? What is the work of the Church? What is a sacrament? What does God want? Who is my neighbor?</p> | <p>Third Grade – The Catholic Church Why do we worship? What does the Trinity teach us? What is the body of Christ? Who leads the Church? Why do we have hope? Why do we celebrate? What did God promise? Who is my neighbor?</p> | <p>Fourth Grade – Morality/Catholic Doctrine What is God’s plan? What is the “image of God”? What is the greatest commandment? What does God call us to do? What does it mean to value life? How often does God forgive us? When will we see God? Who is my neighbor?</p> |
| <p>Fifth Grade – Sacraments Through whom does God speak? Why do we praise God? Why was Jesus born? What is the church? What is evil? Why do we listen to God’s word? What happens at death? Who is my neighbor?</p> | <p>Sixth Grade – Old Testament What is God like? How does God save his people? What is a prophet? How did the church begin? What is the law of love? What is my vocation? Who is in the communion of saints? Who is my neighbor?</p> | |
| <p>Seventh Grade – New Testament How do we see God? How do we know what God is like? How does Jesus touch our lives? Why should I be in the Church? What does God want of me? How do I live my Baptism? Where is God’s Kingdom? Who is my neighbor?</p> | <p>Eighth Grade – Church History and Morality How do we see God? How do we know what God is like? How does Jesus touch our lives? Why should I be in the Church? What does God want of me? How do I live my Baptism? Where is God’s Kingdom? Who is my neighbor?</p> | |